

**WBIDC :**

**Allotment of land  
in Industrial Area**

*Provided as a service  
through 'SilpaSathi', the  
Online Single Window portal  
of the State (West Bengal)*

*User Manual*

---

Allotment of land in Industrial Area (WBIDC) provided as a service through ‘SilpaSathi’ the Online Single Window portal of State (WB)

S

# Table of Contents

<b>Introduction .....</b>	<b>3</b>
<b>About the Service.....</b>	<b>3</b>
<b>Comprehensive Checklist of Documents to be submitted online .....</b>	<b>3</b>
<b>Timeline (WBRTPS).....</b>	<b>5</b>
<b>Instructions related to the application form .....</b>	<b>5</b>
<b>Application Process through SilpaSathi .....</b>	<b>7</b>
<b>1. Online Application submission along with online submission of documents .....</b>	<b>7</b>
<b>1. Online Payment of fees .....</b>	<b>35</b>
<b>2. Track Status of Application.....</b>	<b>38</b>
<b>3. Online Download of final approval certificate .....</b>	<b>39</b>
<b>4. Third Party verification details .....</b>	<b>42</b>

Allotment of land in Industrial Area (WBIDC) provided as a service through 'SilpaSathi' the Online Single Window portal of State (WB)

## Introduction

This document is intended to serve as a User Manual for grant of the service **Allotment of land in Industrial Area– (WBIDC)**, Govt. of West Bengal through Single window of the State, 'SilpaSathi'. The service is integrated with the Single Window (SilpaSathi) and can be accessed through the SilpaSathi portal. This document has been designed as a user-friendly guide to assist applicants in filling their application forms. It will help them to familiarise with the entire procedure in a seamless manner for successful submission of application and download final Approval certificate from the SilpaSathi portal without the requirement of physical visit to the Department(s).

### Salient Features of Silpasathi Portal:

- The Single Window Portal of the State of West Bengal (SilpaSathi) allows seamless integration with portals of different government departments thereby providing single login credential for various applications, eliminating the need to provide common information multiple times in different forms of various Departments, and ensuring all clearances are available from a single portal.
- It serves as a digital gateway for providing the necessary statutory compliances under the applicable Acts, Rules, Policies and Schemes of the Govt of West Bengal from a single portal.
- Business Entrepreneurs can get certificates and licences required for setting up and operating business in the State in a smooth and time-bound manner, smooth and time-bound manner, without the need to visit any government department or office.

## About the Service

**Allotment of land in Industrial Area** is a crucial process for setting up a new industrial project or expanding an existing one. The **West Bengal Industrial Development Corporation (WBIDC)** is responsible for promoting industrial growth in West Bengal, India. In the context of allotment of land in an Industrial Area, WBIDC offers various schemes and incentives for industries to set up their units in the state. The online system has the following features without the requirement of physical visit to the Department: 1) Submission of Application 2) Online Payment of fees 3) Track Status of Application 4) Online Download of final approval certificate 5) Third Party Verification.

## Comprehensive Checklist of Documents to be submitted online

The applicant is required to submit the following documents in order to apply for the service:

#	Documents Required	Detailed Description
1.	A self-declaration in Organization's letter head that none of the promoters/directors/partners/proprietor of the organization or the organization itself, do not contravene the provision of the Companies Act, 2013, PF, ESI, Income Tax, GST and any other	Self-declaration

Allotment of land in Industrial Area (WBIDC) provided as a service through ‘SilpaSathi’ the Online Single Window portal of State (WB)

#	Documents Required	Detailed Description
	statutory compliances/law, as applicable.	
2.	Audited Financial Statement/Annual Accounts including audit report and directors' report & MGT-9 etc.(Annual Report) of the company and the group companies(if any) for last 3 years	An Audited Financial Statement is a financial report that has been examined and verified by an independent external auditor
3.	Certificate of Incorporation	Certificate of Incorporation is a mandatory legal document that serves as official proof of a company's registration under the Companies Act, 2013
4.	Copy of MOA and AOA	The Memorandum of Association (MOA) and Articles of Association (AOA) are foundational legal documents for company registration. The MOA defines the company's constitution, objectives, and external relationships. The AOA sets the internal rules, regulations, and bylaws for management. Both are mandatory, signed by initial subscribers, and filed with the Registrar of Companies (ROC).
5.	Copy of PAN	A copy of a PAN (Permanent Account Number) card is an official document issued by the Income Tax Department of India, serving as a unique identifier for individuals and entities in financial transactions
6.	Details of the proposed Project	Details relevant to the particular project
7.	GST Certificate	A GST Certificate is an official document issued by the tax authorities that confirms the registration of a business under the Goods and Services Tax (GST) regime.
8.	Identify Proof(e.g. PAN) and Address proof(e.g. Voter Id/ Adhaar/Passport/Driving License/Electricity Bill etc.) of promoters/directors/partners/proprietor etc. (to be annexed in DPR).	PAN (Identity Proof) and Address Proof (eg. Voter ID/Aadhar/ Passport/ Driving License)
9.	IEC (if any)	Import Export Code (IEC) Certificate, which is part of the documentation needed for establishing business operations.
10.	INC-20A along with paid challan copy (if applicable)	Form INC-20A is a mandatory declaration mandated by Section 10A of the Companies Act, 2013, which must be filed by directors of newly incorporated companies (with share capital) to confirm that all subscribers to the memorandum have paid the agreed-upon share value. This form, often referred to as the Declaration for Commencement of Business, serves as evidence that the company has received its initial capital and is ready to start business operations.
11.	IT Return	IT returns refer to the financial returns or profits made by Information Technology (IT) companies or industries
12.	Net Worth Statement for all Directors	A Net Worth Statement for Directors is a financial document that outlines the personal financial position of each director within an organization.
13.	Project Feasibility Report	A Project Feasibility Report is a document that assesses the viability of a proposed project
14.	Requirement and justification of land	Reasons and rationale behind the need for a specific piece of land for a particular purpose, eg. Planning permissions

Allotment of land in Industrial Area (WBIDC) provided as a service through 'SilpaSathi' the Online Single Window portal of State (WB)

#	Documents Required	Detailed Description
15.	Signature	Signatory
16.	Trade License	A Trade License is a legal document issued by a government authority that permits individuals or businesses to engage in specific types of business activities
17.	A self-declaration in Organization's letter head that none of the promoters/directors/partners/proprietor of the organization or the organization itself, do not contravene the provision of the Companies Act, 2013, PF, ESI, Income Tax, GST and any other statutory compliances/law, as applicable.	Self-declaration

Kindly refer to the link below for the list of documents required for the service:

[https://www.wbidc.com/assets/doing\\_business/Comprehensive\\_Checklist\\_of\\_Documents\\_.pdf](https://www.wbidc.com/assets/doing_business/Comprehensive_Checklist_of_Documents_.pdf)

## Timeline (WBRTPS)

**Allotment of land in Industrial Area– (WBIDC) has an WBRTPS timeline of 40 days till approval by the authorities.**

## Instructions related to the application form

Sl. No.	Field Name	Instructions
<b>Applicants Basic Information</b>		
1.	Organisation Details	Enter Organisation name. address, contact, etc
2.	Group of Companies in West Bengal Details	Enter Group of Companies in West Bengal Details
3.	Particulars of the management of the firm	Enter Particulars of the management of the firm
4.	Proposed Products of Manufacturing Including Annual Capacity	Enter Proposed Products of Manufacturing Including Annual Capacity
5.	Capital Outlay	Enter Capital Outlay
6.	Plan of Investment (in lakhs)	Enter Plan of Investment (in lakhs)
7.	Promoter's Contribution (in lakhs)	Enter Promoter's Contribution (in lakhs)
8.	Anticipated time (to be reckoned from the date of delivery of possession of land)	Enter Anticipated time (to be reckoned from the date of delivery of possession of land)
9.	Employment Potentialities	Employment Potentialities
10.	Status of Existing Loans	Status of Existing Loans

Allotment of land in Industrial Area (WBIDC) provided as a service through 'SilpaSathi' the Online Single Window portal of State (WB)


Sl. No.	Field Name	Instructions
11.	Requirements of Infrastructure	Enter Requirements of Infrastructure
12.	Companies Performance in the last 3 years	Enter Companies Performance in the last 3 years

Allotment of land in Industrial Area (WBIDC) provided as a service through ‘SilpaSathi’ the Online Single Window portal of State (WB)

## Application Process through SilpaSathi

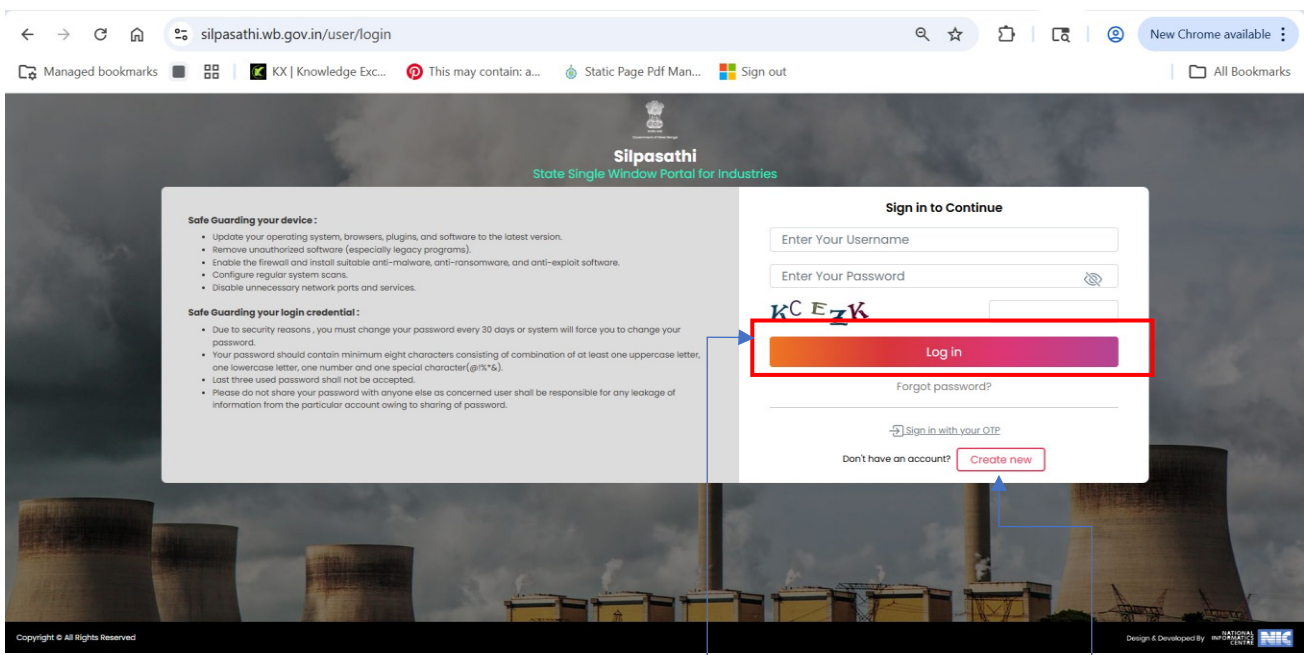
### 1. Online Application submission along with online submission of documents

The applicant has to access the <https://silpasathi.wb.gov.in/> and click on ‘Apply online’ button as demonstrated below:



**Applicant Log-in:** The user has to enter his login credentials in order to log in to the SilpaSathi portal.

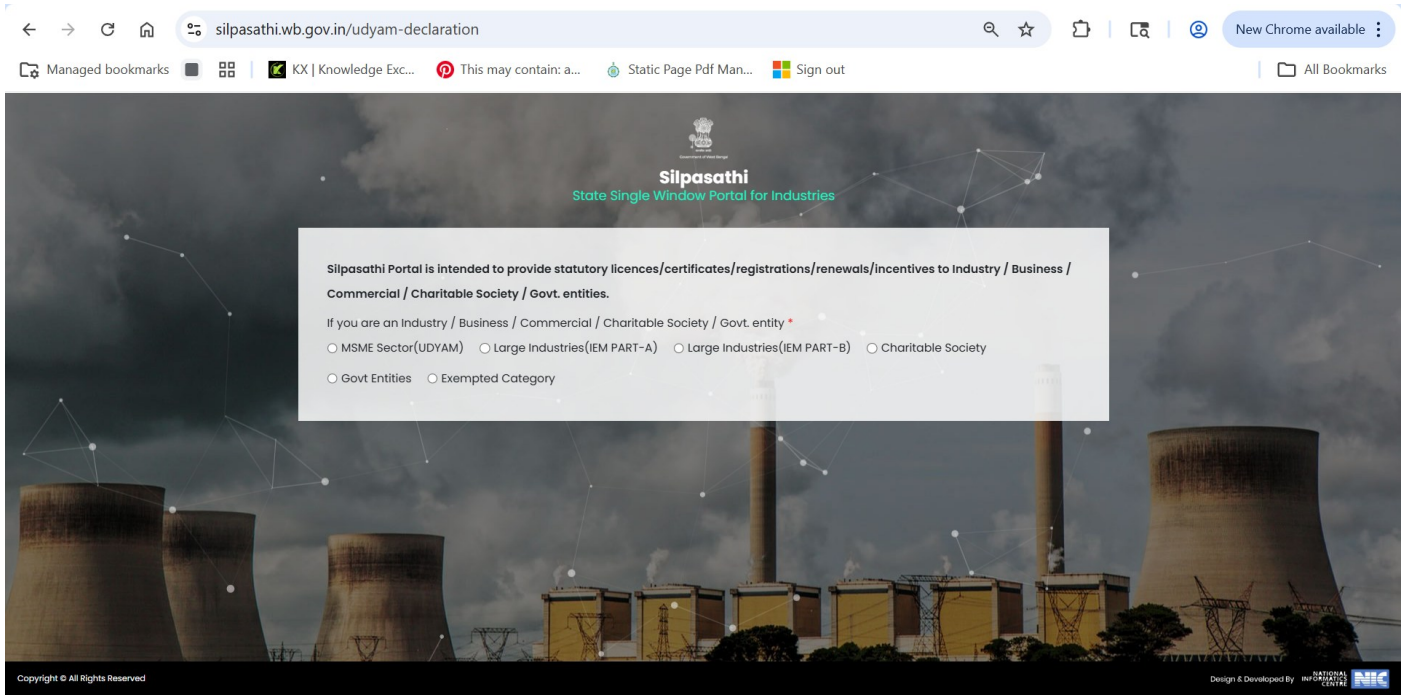
The following screen is displayed as below:



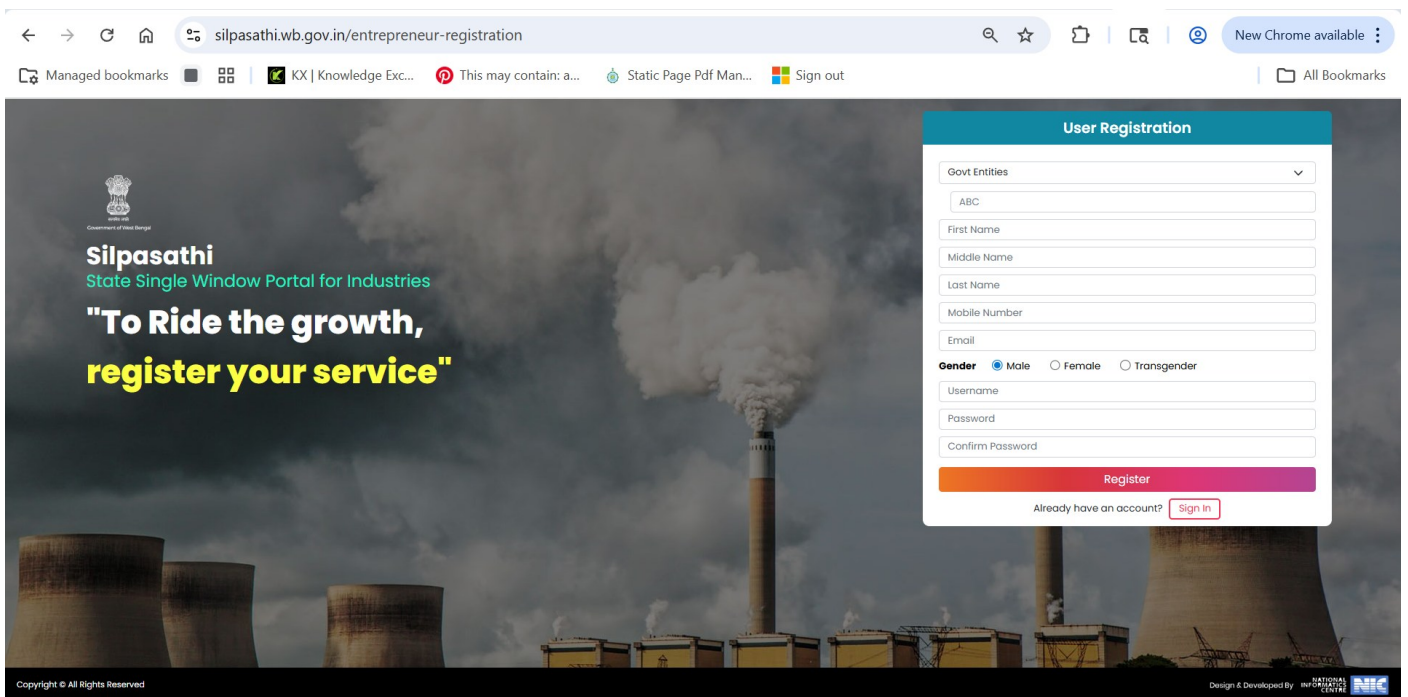
Enter credentials and click on 'Log in'

Click for if one is a new user

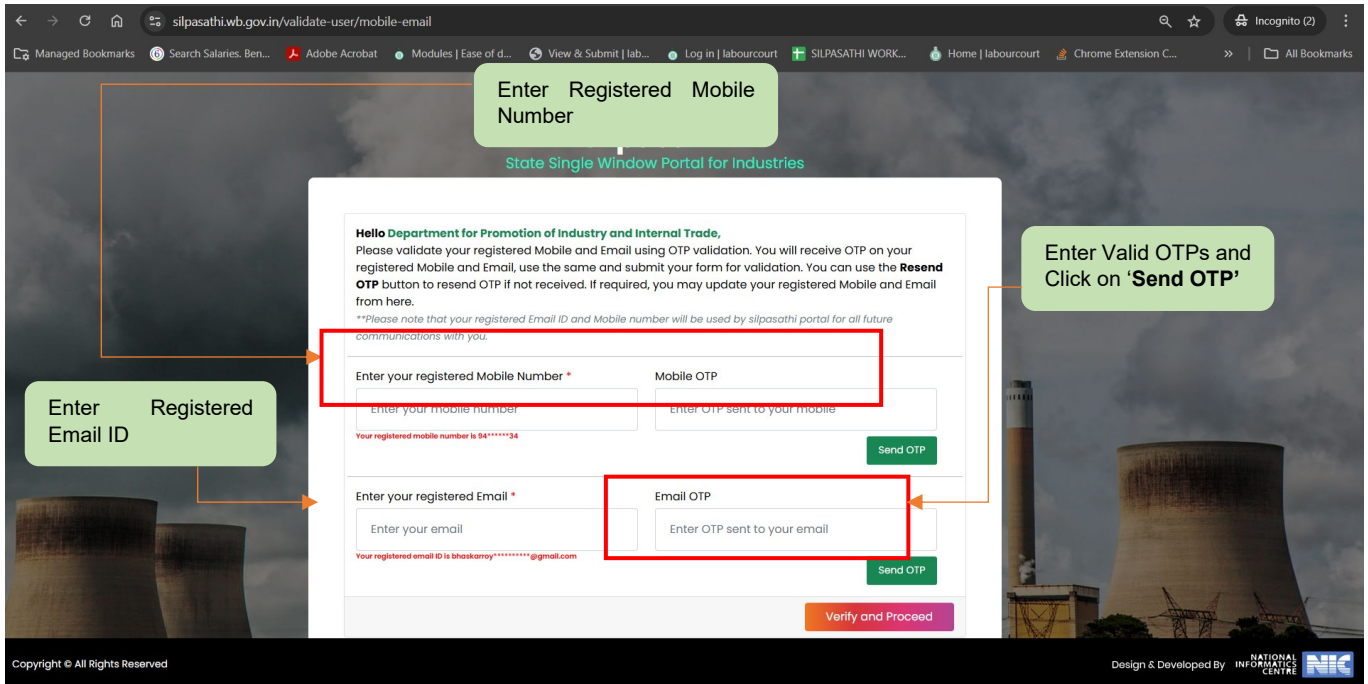
Allotment of land in Industrial Area (WBIDC) provided as a service through ‘SilpaSathi’ the Online Single Window portal of State (WB)



A new user has to register his mobile number and email id and fill the required details in the SilpaSathi portal. The user clicks on **‘Create New’** in order to proceed



Allotment of land in Industrial Area (WBIDC) provided as a service through ‘SilpaSathi’ the Online Single Window portal of State (WB)

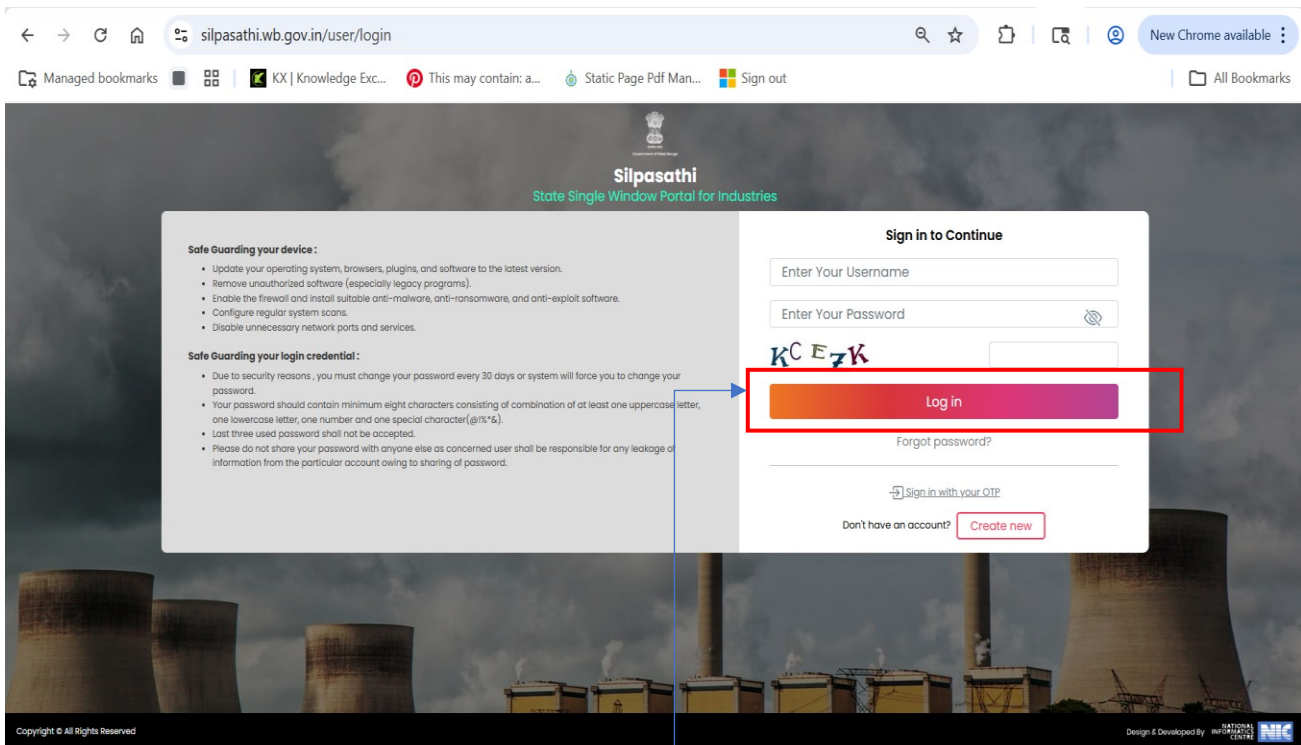


The user is now required to complete a two-factor authentication process:

- ✓ User enters his **Registered Mobile Number**. User **validates the OTP** sent to the mobile number.
- ✓ User enters his **Registered email id**. User **validates the OTP** sent to the email ID.

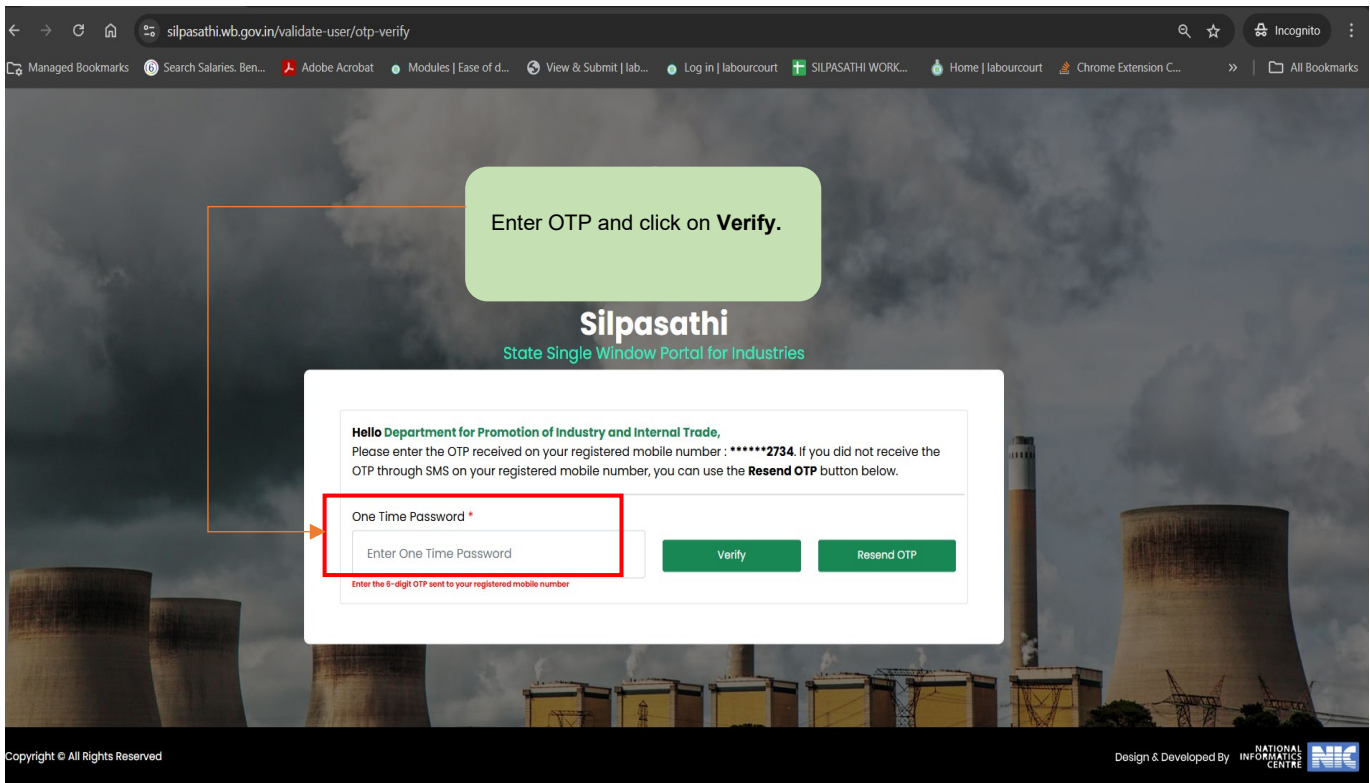
The user now has to click on **Verify and Proceed** to validate the provided details. On successful validation, the user is force-logged out from the system.

The user is now required to log in to the **SilpaSathi portal** with his valid credentials as displayed below:



Allotment of land in Industrial Area (WBIDC) provided as a service through ‘SilpaSathi’ the Online Single Window portal of State (WB)

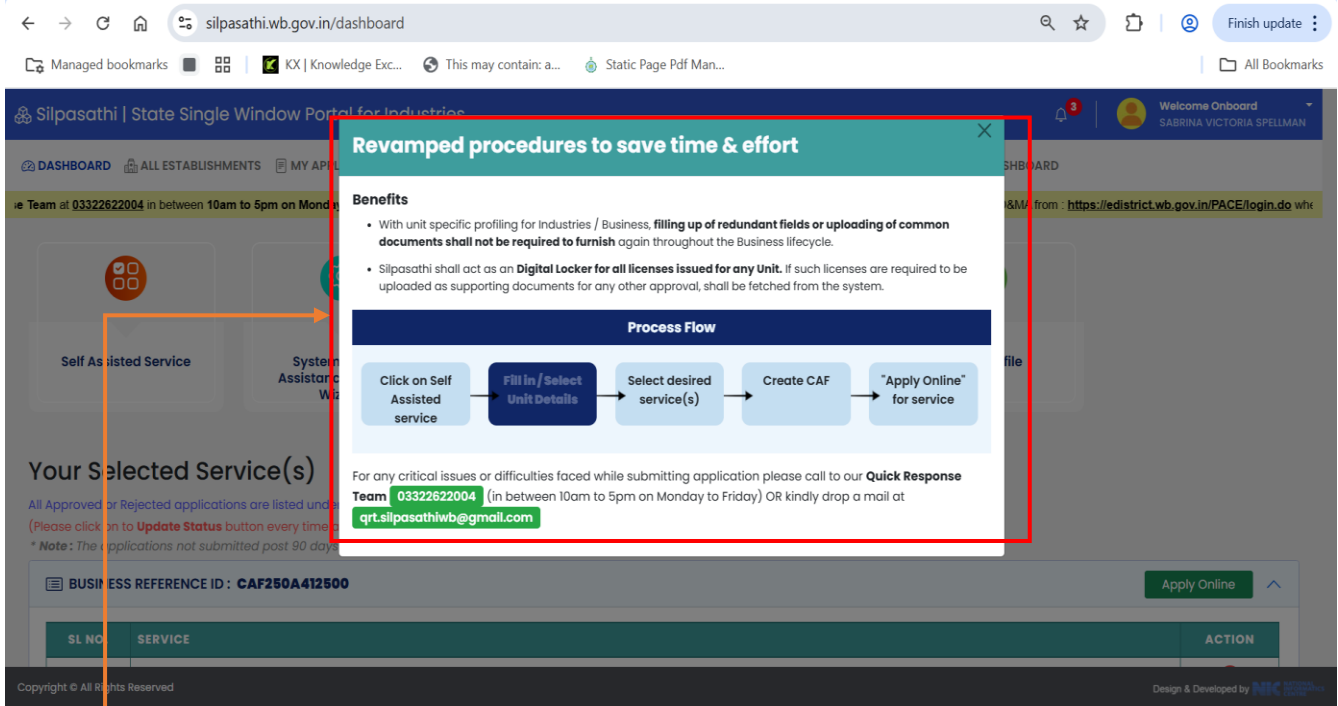
**Once the user logs in, the following screen is now displayed to the user.**



The user is now required to enter **One Time Password** sent to his registered mobile number and click on **‘Verify’**.

**The applicant now views the following Dashboard page after logging into the portal.**

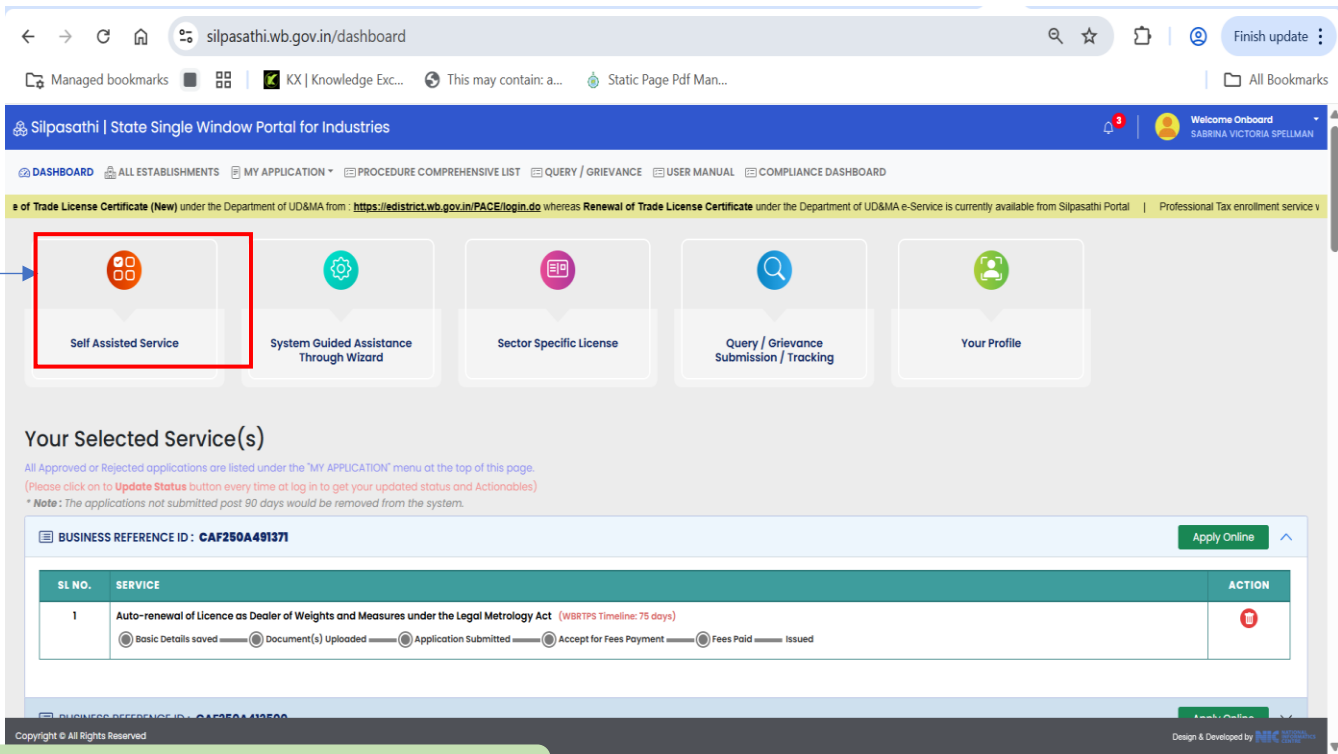
SilpaSathi Dashboard



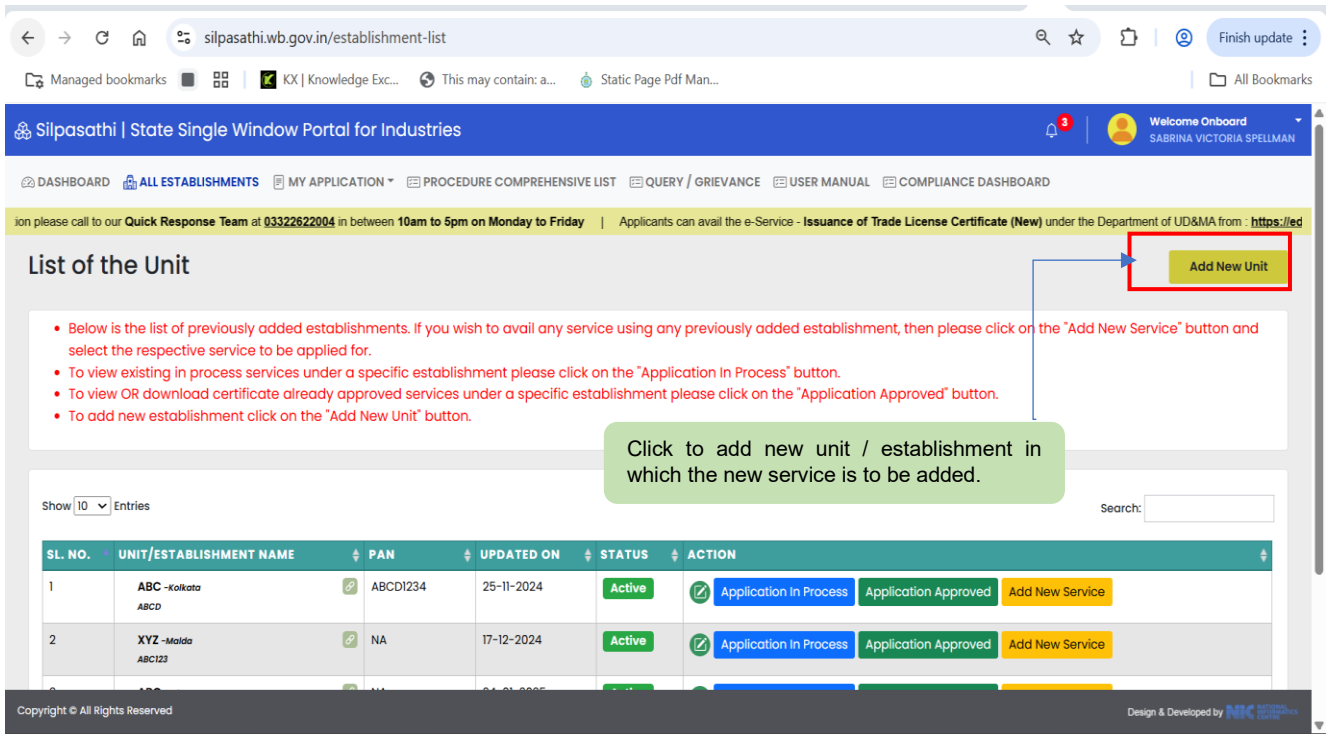
Basic procedural flow

Allotment of land in Industrial Area (WBIDC) provided as a service through ‘SilpaSathi’ the Online Single Window portal of State (WB)

The applicant clicks on **‘Self Assisted Service’** and is navigated to the All Establishment / Unit Page.



Click on **‘Self-Assisted Service’** to proceed with establishment section.



The applicant can view the list of existing units/ establishments in the page. The applicant clicks on **‘Add New Unit’** or uses an existing unit in order to add the required service to be availed by clicking on **‘Add New Service’**.

Allotment of land in Industrial Area (WBIDC) provided as a service through ‘SilpaSathi’ the Online Single Window portal of State (WB)

Below is the list of previously added establishments. If you wish to avail any service using any previously added establishment, then please click on the 'Add New Service' button and select the respective service to be applied for.

- To view existing in process services under a specific establishment please click on the 'Application In Process' button.
- To view OR download certificate already approved services under a specific establishment please click on the 'Application Approved' button.
- To add new establishment click on the 'Add New Unit' button.

SL. NO.	UNIT/ESTABLISHMENT NAME	PAN	UPDATED ON	STATUS	ACTION
1	ABC -Kolkata ABCD	ABCDI234	25-11-2024	Active	Application In Process Application Approved Add New Service
2	XYZ -Malda ABC123	NA	17-12-2024	Active	Application In Process Application Approved Add New Service
3	ABC -Allpura XYZ	NA	24-01-2025	Active	Application In Process Application Approved Add New Service
4	ABCD -Bansura XUZW 1234	HPMPEI245	11-06-2025	Active	Application In Process Application Approved Add New Service
5	XYZ -Jalpaiguri ABC123	NA	17-12-2024	Active	Application In Process Application Approved Add New Service
6	ABC -Bansura	HPMPSI22H	03-03-2025	Active	Application In Process Application Approved Add New Service

After clicking on ‘**Add New Unit**’, the following page is displayed wherein the user can add relevant details in the establishment form.

**Edit Unit/Establishment Information**

**This unit/establishment information is incomplete. Kindly complete this details before adding a new service under this same unit/establishment.**

Unit Type\* --select--

Name Of The Unit\* Enter Name/Name of the Unit

New/Existing Unit\* -select-

Investment Amount (Rs /-)\* 0

Turnover Amount (Rs /-)\* 0

Category Of The Unit\* Category of Industry

Whether Owner Of Industry Is Female\* Whether owner of industry is female

Select Ownership Type Select Ownership Type

Enter Permanent Account Number (PAN) Of Establishment\* Enter Permanent Account Number (PAN)

Select Identity Card Type Select Identity Card Type

Enter GST No Enter GST No

Select Sector\* Agriculture & Cooperation

Establishment Address

District\* Select District

Enter Subdivision\* Select Sub-division

Enter Area Type\* Select Area Type

Block\* Select Block

Allotment of land in Industrial Area (WBIDC) provided as a service through ‘SilpaSathi’ the Online Single Window portal of State (WB)

Turnover Amount (Rs /-)\*  
0

Category Of The Unit\*  
Category of Industry

Whether Owner Of Industry Is Female\*  
Whether owner of industry is female

Select Ownership Type  
Select Ownership Type

Enter Permanent Account Number (PAN) Of Establishment\*  
Enter Permanent Account Number (PAN)

Select Identity Card Type  
Select Identity Card Type

Enter GST No  
Enter GST No

Select Sector\*  
Agriculture & Cooperation

**Establishment Address**

District\*  
- Select District -

Enter Subdivision\*  
Select Sub-division

Enter Area Type\*  
Select Area Type

Block\*  
Select Block

Panchayat\*  
Select Panchayat

Police Station\*  
Select Police Station

Enter Pincode\*  
Enter Pincode

Post Office  
Select Post Office

Enter Address\*  
Enter New Address

\*All fields are mandatory

Click to submit after filling the form.

Submit

Once the form is completely filled, the user clicks on ‘Submit’ to finally submit the form. The user is notified in the page after successful submission of the form.

Unit information successfully added !!

(Notification) Unit / Establishment details have been added successfully.

**Edit Unit/Establishment Information**

This unit/establishment information is incomplete. Kindly complete this details before adding a new service under this same unit/establishment.

Unit Type\*  
--select--

Name Of The Unit\*  
Enter Name/Name of the Unit

New/Existing Unit\*  
-select-

Investment Amount (Rs /-)\*  
0

Turnover Amount (Rs /-)\*  
0

Category Of The Unit\*  
Category of Industry

Whether Owner Of Industry Is Female\*  
Whether owner of industry is female

Select Ownership Type  
Select Ownership Type

Enter Permanent Account Number (PAN) Of Establishment\*  
Enter Permanent Account Number (PAN)

Select Identity Card Type  
Select Identity Card Type

Enter GST No  
Enter GST No

Select Sector\*  
Agriculture & Cooperation

Click on 'All Establishments' to view the establishment(s) added.

The user has to click on ‘All Establishments’ and he can view the list of establishments / unit he has added. Please refer to the screenshot below.

Allotment of land in Industrial Area (WBIDC) provided as a service through ‘SilpaSathi’ the Online Single Window portal of State (WB)

The added establishment can be viewed from the list.

Below is the list of previously added establishments. If you wish to avail any service using any previously added establishment, then please click on the "Add New Service" button and select the respective service to be applied for.

- To view existing in process services under a specific establishment please click on the "Application In Process" button.
- To view OR download certificate already approved services under a specific establishment please click on the "Application Approved" button.
- To add new establishment click on the "Add New Unit" button.

SL. NO.	UNIT/ESTABLISHMENT NAME	PAN	UPDATED ON	STATUS	ACTION
1	ABC -Kolkata ABCD	ABCDI234	25-11-2024	Active	Application In Process Application Approved Add New Service
2	XYZ -Maldia ABC123	NA	17-12-2024	Active	Application In Process Application Approved Add New Service
3	ABC -Allpurduar XYZ	NA	24-01-2025	Active	Application In Process Application Approved Add New Service
4	ABCD -Bankura XUZW 1234	HPMPSE1245	11-06-2025	Active	Application In Process Application Approved Add New Service
5	XYZ -Jalpaiguri ABC123	NA	17-12-2024	Active	Application In Process Application Approved Add New Service
6	ABC -Bankura	HPMPS6122H	03-03-2025	Active	Application In Process Application Approved Add New Service

The user shall click on ‘Add New Service’ in the particular unit to add the desired service.

Click to add new service.

Below is the list of previously added establishments. If you wish to avail any service using any previously added establishment, then please click on the "Add New Service" button and select the respective service to be applied for.

- To view existing in process services under a specific establishment please click on the "Application In Process" button.
- To view OR download certificate already approved services under a specific establishment please click on the "Application Approved" button.
- To add new establishment click on the "Add New Unit" button.

SL. NO.	UNIT/ESTABLISHMENT NAME	PAN	UPDATED ON	STATUS	ACTION
1	ABC -Kolkata ABCD	ABCDI234	25-11-2024	Active	Application In Process Application Approved Add New Service
2	XYZ -Maldia ABC123	NA	17-12-2024	Active	Application In Process Application Approved Add New Service
3	ABC -Allpurduar XYZ	NA	24-01-2025	Active	Application In Process Application Approved Add New Service
4	ABCD -Bankura XUZW 1234	HPMPSE1245	11-06-2025	Active	Application In Process Application Approved Add New Service
5	XYZ -Jalpaiguri ABC123	NA	17-12-2024	Active	Application In Process Application Approved Add New Service
6	ABC -Bankura	HPMPS6122H	03-03-2025	Active	Application In Process Application Approved Add New Service

After clicking on ‘Add New Service’ the user can filter out the Department and thereby the select the required service.

Allotment of land in Industrial Area (WBIDC) provided as a service through ‘SilpaSathi’ the Online Single Window portal of State (WB)

The screenshot shows the 'Establishment details' section for a unit named 'ABCD'. The details include: Owner Contact No.: NA, Address: XUZW 1234, District: Bankura, Investment Category: NA, Investment Amount (rs): 1000000, and Industry Category: MICRO. Below this is a table of services with the following entries:

DEPARTMENT/DIRECTORATE/DISTRICT ADMINISTRATION	SERVICE NAME
<input type="checkbox"/> Consumer Affairs	Auto-renewal of Licence as Dealer of Weights and Measures under the Legal Metrology Act
<input type="checkbox"/> Consumer Affairs	Auto-renewal of Licence as Manufacturer of Weights and Measures under the Legal Metrology Act
<input type="checkbox"/> Consumer Affairs	Auto-renewal of Licence as Repairers of Weights and Measures under the Legal Metrology Act
<input type="checkbox"/> Consumer Affairs	Licence as Dealer of Weights and Measures under the Legal Metrology Act

Establishment details for the service to be added.

List of services from which the user can select the desired service.

Once done, a list of services will appear. Applicants need to click on the checkbox adjacent to the service named **Allotment of land in Industrial Area– (WBIDC)**

The screenshot shows the 'Select any Service(s) applicable/required for this Unit' page. The service 'Allotment of land in Industrial Area (WBIDC)' is selected, indicated by a checked checkbox. The table of services is as follows:

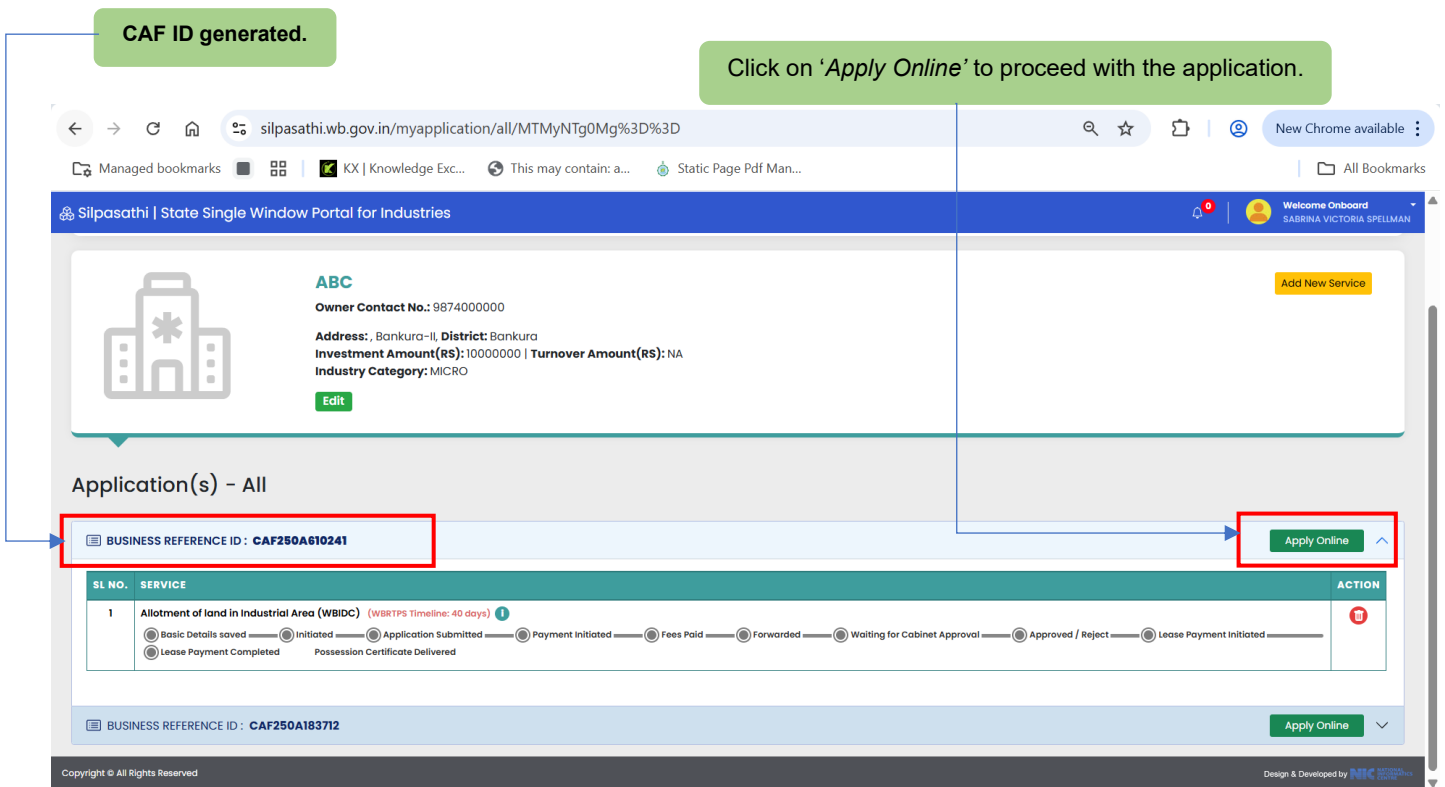
DEPARTMENT/DIRECTORATE/DISTRICT ADMINISTRATION	SERVICE NAME
<input checked="" type="checkbox"/> Industry, Commerce & Enterprises - IC & E	Allotment of land in Industrial Area (WBIDC)
<input type="checkbox"/> Industry, Commerce & Enterprises - IC & E	Allotment of land in Industrial Area (WBIDC)
<input type="checkbox"/> Industry, Commerce & Enterprises - IC & E	Building Plan approval (WBIDC)
<input type="checkbox"/> Industry, Commerce & Enterprises - IC & E	Building Plan approval (WBIDC)
<input type="checkbox"/> Industry, Commerce & Enterprises - IC & E	e-intimation of commencement of construction by applicant (WBIDC)
<input type="checkbox"/> Industry, Commerce & Enterprises - IC & E	e-intimation of commencement of construction by applicant (WBIDC)
<input type="checkbox"/> Industry, Commerce & Enterprises - IC & E	Occupancy Certificate (WBIDC)
<input type="checkbox"/> Industry, Commerce & Enterprises - IC & E	Occupancy Certificate (WBIDC)
<input type="checkbox"/> Industry, Commerce & Enterprises - IC & E	Plinth level completion (WBIDC)
<input type="checkbox"/> Industry, Commerce & Enterprises - IC & E	Plinth level completion (WBIDC)

At the bottom right, there is a 'Create CAF' button.

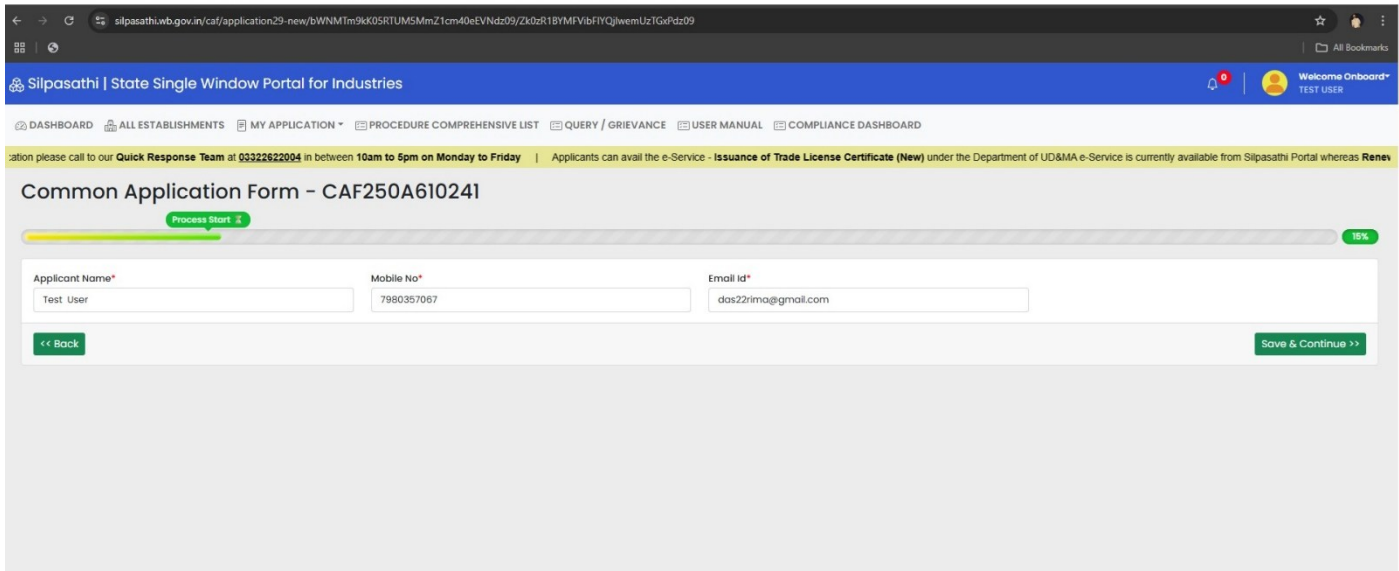
After selecting the service **Allotment of land in Industrial Area– (WBIDC)**, the applicant has to click on **‘Create CAF’**. Applicant’s CAF ID will be created. The unique CAF ID is referred to as the common application form.

Allotment of land in Industrial Area (WBIDC) provided as a service through ‘SilpaSathi’ the Online Single Window portal of State (WB)

Applicant’s Dashboard



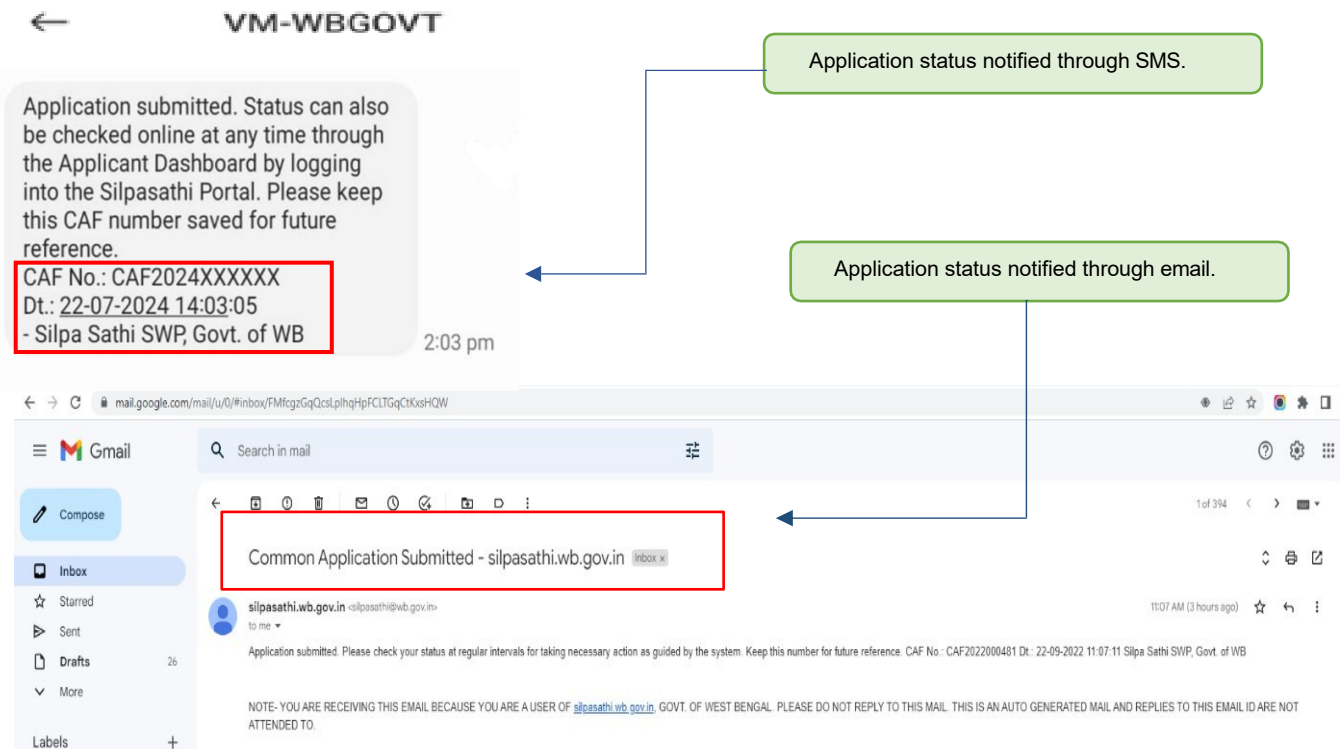
After clicking on ‘[Apply Online](#)’ option, the applicant shall be redirected to the main application form. The applicant will have to fill in the required details and review the application form (screenshot below):



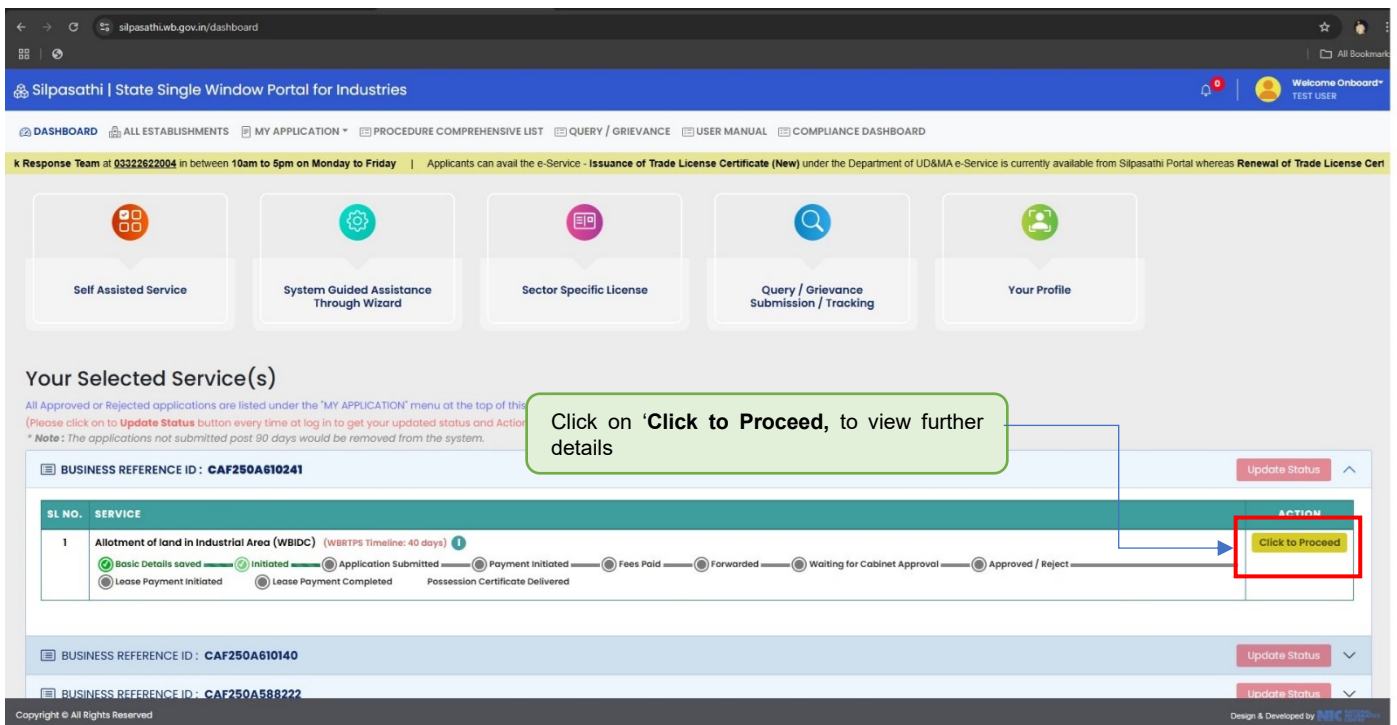
Upon completion of the application process along with document submission, the applicant clicks on the ‘[Submit](#)’ button for final submission of the application.

Allotment of land in Industrial Area (WBIDC) provided as a service through ‘SilpaSathi’ the Online Single Window portal of State (WB)

The applicant /user shall be notified via SMS and email on his registered phone number and email id respectively. The applicant receives notifications at different stages of the application - application submission, application approval, etc.

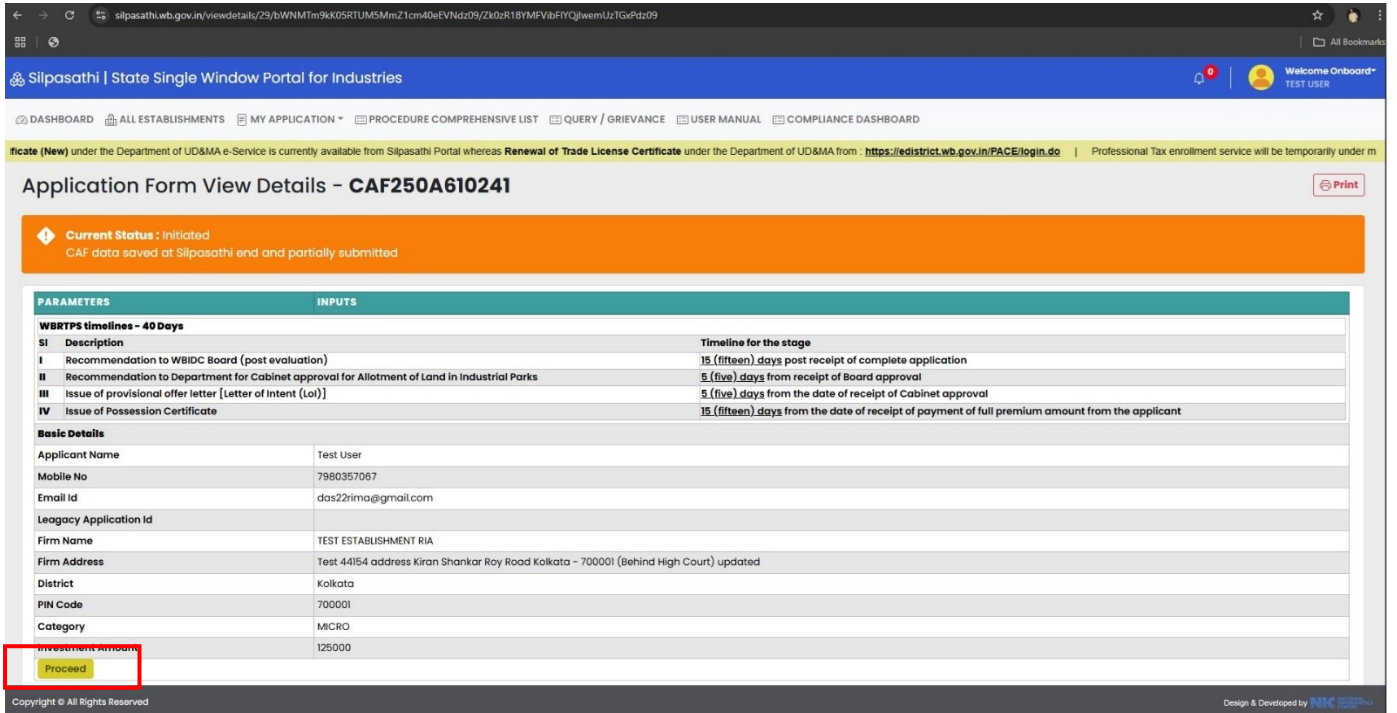


The applicant can now see the status of his application in the dashboard.

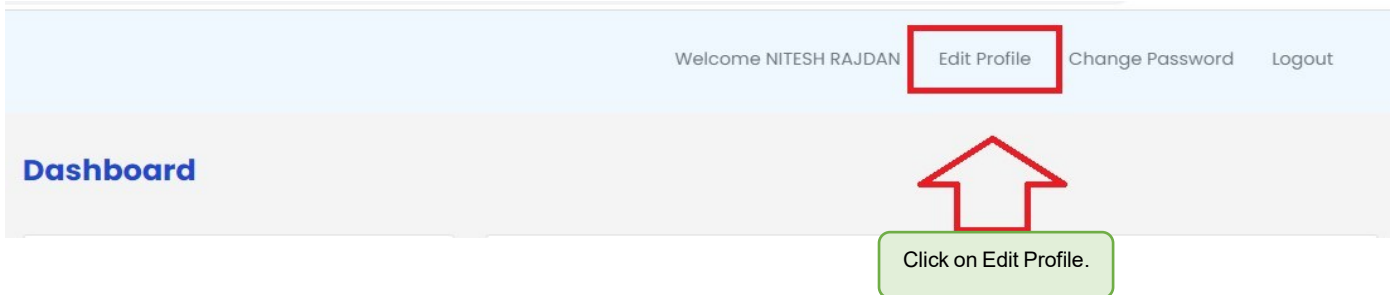


Allotment of land in Industrial Area (WBIDC) provided as a service through ‘SilpaSathi’ the Online Single Window portal of State (WB)

The applicant clicks on **Proceed** and is redirected to the WBIDC website for further process




The applicant is redirected to the Departmental portal. The applicant can further proceed with the application submission process



Once user click on the ‘Edit Profile’ button the following page will be displayed:

Allotment of land in Industrial Area (WBIDC) provided as a service through 'SilpaSathi' the Online Single Window portal of State (WB)

## Application Form

Welcome NITESH RAJDAN   Edit Profile   Change Password   Logout

### Edit Profile

Home | Edit Profile




#### Edit Profile

FULL NAME	EMAIL ADDRESS	PHONE / MOBILE NUMBER	
<input type="text" value="NITESH RAJDAN"/>	<input type="text" value="nitesh@webstep.in"/>	<input type="text" value="8820266814"/>	
GENDER *	AADHAAR NO *	PAN NO *	
<input type="text" value="Male"/>	<input type="text" value="0"/>	<input type="text" value="0"/>	
DESIGNATION	<input type="text" value="Project Manager"/>		
<b>Address</b>			
PLOT NO	BUILDING NAME	STREET 1	STREET 2
<input type="text" value="23, Camac St, PROTITI"/>	<input type="text" value="Park Street area"/>	<input type="text" value="West Bengal Industrial Development Cor"/>	<input type="text" value="Enter street 2 name"/>
CITY	PINCODE *		
<input type="text" value="Kolkata"/>	<input type="text" value="700016"/>		
<input type="button" value="Update"/>			

Click on 'Update' to proceed further.

## Dashboard:

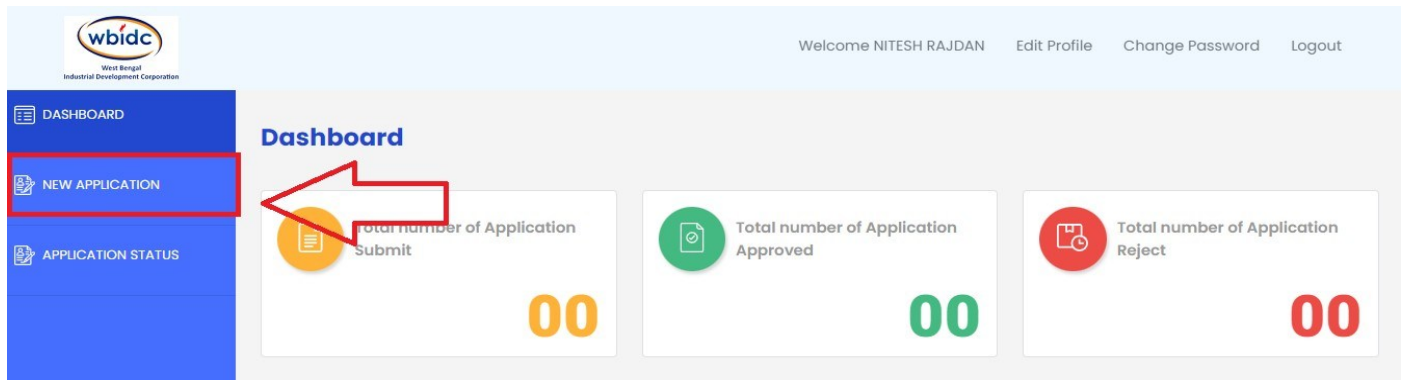
### Dashboard

 <b>Total number of Application Submit</b> <b>00</b>	 <b>Total number of Application Approved</b> <b>00</b>	 <b>Total number of Application Reject</b> <b>00</b>
--	--	--

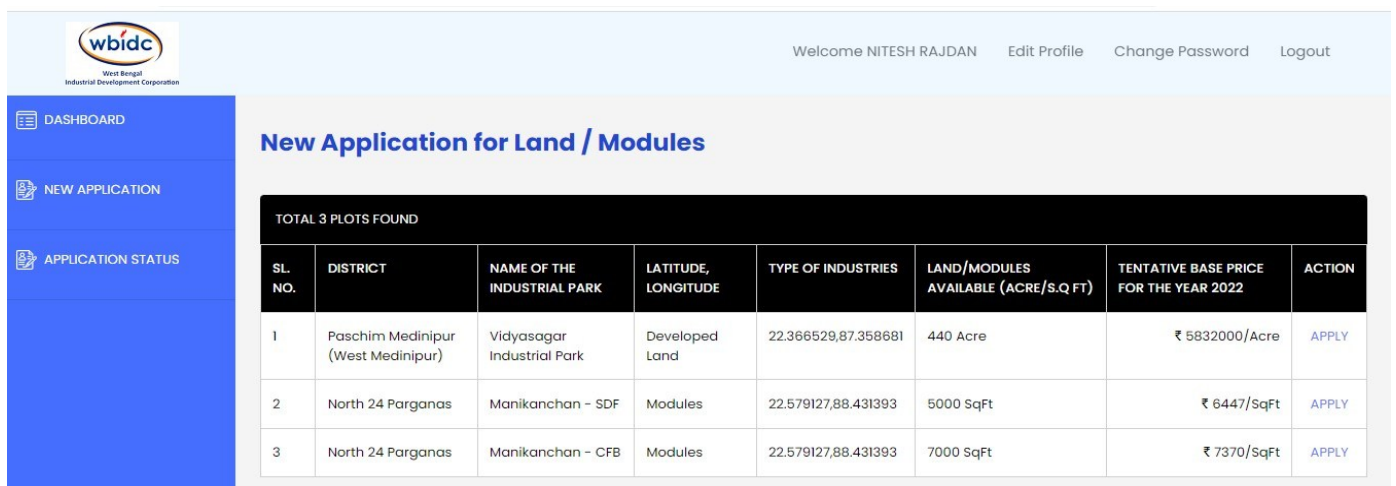
- **Total number of Application Submit:** It mean how many applications are submitted by user.
- **Total number of Application Approved:** It mean how many submitted applications have been approved by the department
- **Total number of Application Reject:** It mean how many submitted applications have been rejected by the department

Allotment of land in Industrial Area (WBIDC) provided as a service through ‘SilpaSathi’ the Online Single Window portal of State (WB)

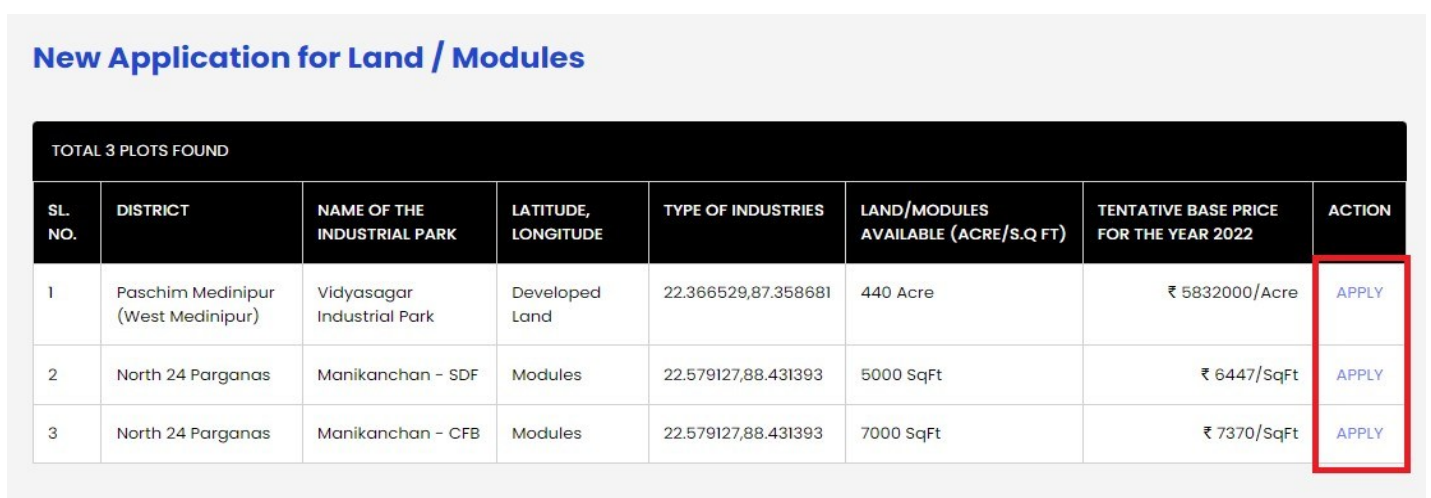
**Click on the New Application to apply New Land/Module**



Once user clicks on the **New Application** button the following page shall be displayed:




Click on APPLY button any of the plot to Apply the Application which user want to Apply.



Allotment of land in Industrial Area (WBIDC) provided as a service through ‘SilpaSathi’ the Online Single Window portal of State (WB)

Once user click on the **Apply button** the following application form page shall be displayed:

The user has to fill all the required information and click on **Submit**.



West Bengal  
Industrial Development Corporation

[Welcome NITESH RAJDAN](#)   [Edit Profile](#)   [Change Password](#)   [Logout](#)

[Dashboard](#) | [New Application](#)

### Application Form

STEP - 01STEP - 02STEP - 03STEP - 04STEP - 05STEP - 06

APPLICATION DATE

**Organization Details**

NAME OF ORGANIZATION \*    ORGANIZATION TYPE \*

ORGANIZATION ACTS \*    DATE OF INCORPORATION \*    ORGANIZATION PAN NUMBER \*    TRADE LICENSE NUMBER

GST NO. \*    GST CATEGORY \*    [Verify](#)

**Organization Contact Details**

MOBILE NO.    FAX    EMAIL \*    WEBSITE

Is Registered office address outside West Bengal

**Registered Office Address**

BUILDING NO. \*    BUILDING NAME \*    STREET 1    STREET 2

CITY/TOWN/VILLAGE\*    DISTRICT \*    POST OFFICE \*    PINCODE \*

COUNTRY    STATE


DO YOU HAVE GROUP OF COMPANIES IN WEST BENGAL?\*    Yes    No

DO YOU HAVE GROUP OF COMPANIES ELSEWHERE IN INDIA/ABROAD?\*    Yes    No

Allotment of land in Industrial Area (WBIDC) provided as a service through ‘SilpaSathi’ the Online Single Window portal of State (WB)

**The applicant is required to fill all the information as required and follow the necessary steps (from Step 1 to Step 6.)**

STEP 01:


Welcome NITESH RAJDAN   Edit Profile   Change Password   Logout

Dashboard | [New Application](#)

---

### Application Form

STEP - 01
STEP - 02
STEP - 03
STEP - 04
STEP - 05
STEP - 06

APPLICATION DATE

08-Aug-2022

**Organization Details**

NAME OF ORGANIZATION \*      ORGANIZATION TYPE \*

ORGANIZATION ACTS \*      DATE OF INCORPORATION \*      ORGANIZATION PAN NUMBER \*      TRADE LICENSE NUMBER

GST NO. \*      GST CATEGORY \*      HSN NO (PRODUCT)

[Verify](#)

**Organization Contact Details**

MOBILE NO.      FAX      EMAIL \*      WEBSITE

Is Registered office address outside West Bengal

**Registered Office Address**

BUILDING NO \*      BUILDING NAME \*      STREET 1      STREET 2

CITY/TOWN/VILLAGE \*      DISTRICT \*      POST OFFICE \*      PINCODE \*

COUNTRY      STATE

DO YOU HAVE GROUP OF COMPANIES IN WEST BENGAL?\*     Yes  No

---

DO YOU HAVE GROUP OF COMPANIES ELSEWHERE IN INDIA/ABROAD?\*     Yes  No

Cancel


Save & Exit

Save & Next

© 2020 West Bengal Industrial Development Corporation - All Rights Reserved.      West Bengal Industrial Development Corporation      Designed, Developed and Maintained by **WEBSTEP TECHNOLOGIES PRIVATE LIMITED**

Allotment of land in Industrial Area (WBIDC) provided as a service through ‘SilpaSathi’ the Online Single Window portal of State (WB)

STEP 02:


Welcome NITESH RAJ DAN | Edit Profile | Change Password | Logout

[Dashboard](#) | [New Application](#)

### Application Form

STEP - 01
STEP - 02
STEP - 03
STEP - 04
STEP - 05
STEP - 06

**Particulars Of The Management Of The Firm**

DESIGNATION:  NAME:

STREET 1:  STREET 02:

COUNTRY:  STATE:  DISTRICT:

CITY/TOWN/VILLAGE:  PINCODE:  AADHAAR NO:

MOBILE NUMBER:  OFFICE CONTACT NUMBER:  EMAIL:

PERSONAL NET WORTH OF THE PROMOTERS (IN LAKHS):

[Update](#)

SL. NO.	DESIGNATION	NAME OF APPLICANT	ADDRESS	AADHAAR	OFFICE CONTACT NO.	MOBILE NO.	EMAIL	NET WORTH	ACTION
1	Director	NITESH RAJ DAN	Park Street area, Park Street area, Park Street area, Kolkata, West Bengal, 700101, India	<input type="text" value=""/>	<input type="text" value=""/>	<input type="text" value=""/>	nitesh@webstep.in	19101991.00	<a href="#">Edit</a> <a href="#">Delete</a>

**Nature Of Project/Industry**

BRIEF DESCRIPTION OF PROJECT (MAX 250 WORDS):

INDUSTRIAL PARK NAME:  DISTRICTS:

SUBDIVISION:

**Requirement**

AREA TYPE:  REQUIREMENT OF LAND (ACRES):

PREFERABLE LOCATION OF LAND (DECIDED BY WBIDC ON BASIS OF AVAILABILITY):

TOTAL AREA COVERED BY BUILDING:  ANY AREA NECESSARY FOR OPEN STORAGE (TO BE SHOWN IN PLANT LAYOUT/DRAWING):

**Proposed Products Of Manufacturing Including Annual Capacity**

PRODUCT DETAILS:  TYPE:

BY PRODUCTS (IF ANY):  NATURE AND QUALITY OF EFFLUENT (CUBIC METER/DAY):

[Update](#)


SL. NO.	PRODUCT DETAILS	BY_PRODUCTS (IF ANY)	NATURE AND QUALITY OF EFFLUENT (CUBIC METER/DAY)	ACTION
2	Land	TEST	Services	<a href="#">Edit</a> <a href="#">Delete</a>

[Cancel](#) [Save & Exit](#) [Save & Next](#)

© 2020 West Bengal Industrial Development Corporation – All Rights Reserved. | West Bengal Industrial Development Corporation | Designed, Developed and Maintained by WEBSTEP TECHNOLOGIES PRIVATE LIMITED

Allotment of land in Industrial Area (WBIDC) provided as a service through ‘SilpaSathi’ the Online Single Window portal of State (WB)

STEP 03:



West Bengal  
Industrial Development Corporation

Welcome NITESH RAJDAN    Edit Profile    Change Password    Logout

[Dashboard](#) | [New Application](#)

### Application Form

STEP - 01
STEP - 02
STEP - 03
STEP - 04
STEP - 05
STEP - 06

**Capital Outlay (₹)**

CAPITAL OUTLAY (₹)

AMOUNT (₹ IN LAKHS)

Add

SL. NO.	CAPITAL OUTLAY	AMOUNT	ACTION
1	Land & Site Development	100.00	✎ ✖

**Total Capital Outlay/Project Cost (₹ In Lakhs): ₹100.00**

---

**Plan Of Investment (₹ In Lakh)**

FIRST YEAR (₹ IN LAKHS)

SECOND YEAR (₹ IN LAKHS)

THIRD YEAR (₹ IN LAKHS)

TOTAL (₹ IN LAKHS)

100.00

---

**Promoters Contribution (₹ In Lakhs)**

TOTAL CONTRIBUTION (₹ IN LAKHS)

100.00

EQUITY (₹ IN LAKHS)

OF WHICH

U/S LOAN (₹ IN LAKHS)

TERM LOAN (BORROWING) (₹ IN LAKHS)

---

**Anticipated Time (To Be Reckoned From The Date Of Delivery Of Possession Of Land)**

ANTICIPATED TIME (TO BE RECKONED FROM THE DATE OF DELIVERY OF POSSESSION OF LAND)

\*PLEASE SELECT ALL OPTIONS

MONTH

MONTH

Add

---


SL. NO.	ANTICIPATED TIME (TO BE RECKONED FROM THE DATE OF DELEIVERY OF POSSESSION OF LAND)	MONTH	ACTION
1	For construction and Installation of Plant and Machineries	36	✖

Cancel    Save & Exit

© 2020 West Bengal Industrial Development Corporation - All Rights Reserved.      West Bengal Industrial Development Corporation      Designed, Developed and Maintained by WEBSTEP TECHNOLOGIES PRIVATE LIMITED

Allotment of land in Industrial Area (WBIDC) provided as a service through ‘SilpaSathi’ the Online Single Window portal of State (WB)

STEP 04:



Welcome NITESH RAJDAN   Edit Profile   Change Password   Logout

Dashboard | New Application

### Application Form

STEP - 01	STEP - 02	STEP - 03	STEP - 04	STEP - 05	STEP - 06
-----------	-----------	-----------	-----------	-----------	-----------

**Employment Potentialities**

DIRECT

PERMANENT

CONTRACTUAL

OF WHICH

INDIRECT

**Requirements Of Infrastructure Facilities Or Amenities**

POWER

WATER

OTHERS

VOLTS

KW AT


KL/D

Cancel   Save & Exit   Save & Next

© 2020 West Bengal Industrial Development Corporation - All Rights Reserved.   West Bengal Industrial Development Corporation   Designed, Developed and Maintained by WEBSTEP TECHNOLOGIES PRIVATE LIMITED

Allotment of land in Industrial Area (WBIDC) provided as a service through 'SilpaSathi' the Online Single Window portal of State (WB)

## STEP 05:

Welcome NITESH RAJDAN   Edit Profile   Change Password   Logout

STEP - 01   STEP - 02   STEP - 03   STEP - 04   STEP - 05   STEP - 06

**Project Details**

DOES THE PROPOSED PROJECT INVOLVE POLLUTION OF WASTES/AIR IN ANY WAY?

REMARKS

PROJECT CATEGORY

White    Green    Orange    Red

---


Is There Any Foreign Investment?    Yes    No

---

Allotment of land in Industrial Area (WBIDC) provided as a service through ‘SilpaSathi’ the Online Single Window portal of State (WB)

**STEP 06:**

The applicant is now required to upload necessary documents



[Welcome NITESH RAJADAN](#) | [Edit Profile](#) | [Change Password](#) | [Logout](#)

[Dashboard](#) | [New Application](#)

### Application Form

STEP - 01
STEP - 02
STEP - 03
STEP - 04
STEP - 05
STEP - 06

**Companies Own Performance (Last 3 Years)**

Item	First Year (₹ In Lakhs)	Second Year (₹ In Lakhs)	Third Year (₹ In Lakhs)
--Select--	<input type="text"/>	<input type="text"/>	<input type="text"/>
<a href="#">Add</a>			

SL.NO.	ITEM	FIRST YEAR (₹ IN LAKHS)	SECOND YEAR (₹ IN LAKHS)	THIRD YEAR (₹ IN LAKHS)	ACTION

**Status Of Existing Loans (If Any)**

BANK NAME	LOAN TYPE	AMOUNT (₹ IN LAKHS)	STATUS
ICICI Bank Ltd.	Working Capital Loan	2000000	Declared NPA
<a href="#">Add</a>			

SL.NO.	BANK NAME	LOAN TYPE	AMOUNT (₹ IN LAKHS)	STATUS	ACTION

**Supporting Documents**

SL. NO.	ATTACHMENT NAME	ATTACHMENT DOCUMENTS	ACTION
1	Details of the proposed Project	<a href="#">Select File</a>	
2	Requirement and justification of land	<a href="#">Select File</a>	
3	Project Feasibility Report	<a href="#">Select File</a>	
4	Audited Financial Statements/Annual Accounts including audit report and directors' report & MDT-9 etc.(Annual Report) of the company and the group companies(if any) for last 3 years.	<a href="#">Select File</a>	
5	Identity Proof(e.g. PAN) and Address proof(e.g. Voter Id/ Aadhaar/Passport/Driving license/Electricity Bill etc.) of promoters/directors/partners/proprietor etc. (to be annexed in DPR).	<a href="#">Select File</a>	
6	Net Worth Statement for all Directors	<a href="#">Select File</a>	
7	Certificate of Incorporation	<a href="#">Select File</a>	
8	INC-20A along with paid challan copy (if applicable)	<a href="#">Select File</a>	
9	Copy of MCA & ACA	<a href="#">Select File</a>	
10	EC (if any)	<a href="#">Select File</a>	
11	Trade License.	<a href="#">Select File</a>	
12	GST Certificate.	<a href="#">Select File</a>	
13	Copy of PAN	<a href="#">Select File</a>	
14	Udyam registration certificate/UAM (if any)	<a href="#">Select File</a>	
15	IT Return	<a href="#">Select File</a>	
16	Signature	<a href="#">Select File</a>	
17	A self-declaration in Organisation's letter head that none of the promoters/directors/partners/proprietor of the organisation or the organisation itself, do not contravene the provision of the Companies Act, 2013, PF, ES, Income Tax, GST and any other statutory compliances/law, as applicable.	<a href="#">Select File</a>	

SL. NO.	ATTACHMENT NAME	RELAVENT DETAILS	ACTION

- 1) I/We solemnly declare that the particulars given above are true and correct to my/our knowledge and belief and that no materials facts have been concealed or withheld.
- 2) I/We also declare that I/We have read and understood the terms and conditions of sale/lease and other information/Conditions stated.
- 3) I/We do hereby solemnly accept and agree to abide by them and as also others as may be prescribed by WBIDC in the future. I/We further agree to sign and execute the necessary documents/agreement as and when desired by WBIDC.
- 4) I/We being Non Resident Indian/Foreign Citizen of Indian Origin do solemnly declare that I/we want the production space for purpose of conduction business as permitted and all relevant permissions and clearances concerning my/our status in this regard shall be duly obtained. I/We being Non Resident Indian/Foreign Citizen of Indian Origin do solemnly declare that I/we want the production space for purpose of conducting business as permitted and all relevant permissions and clearances concerning my/our status in this regard shall be duly obtained.
- 5) I/We also declare that I/We will not further sublet or sublease the property if allotted to me/us.

I Agree

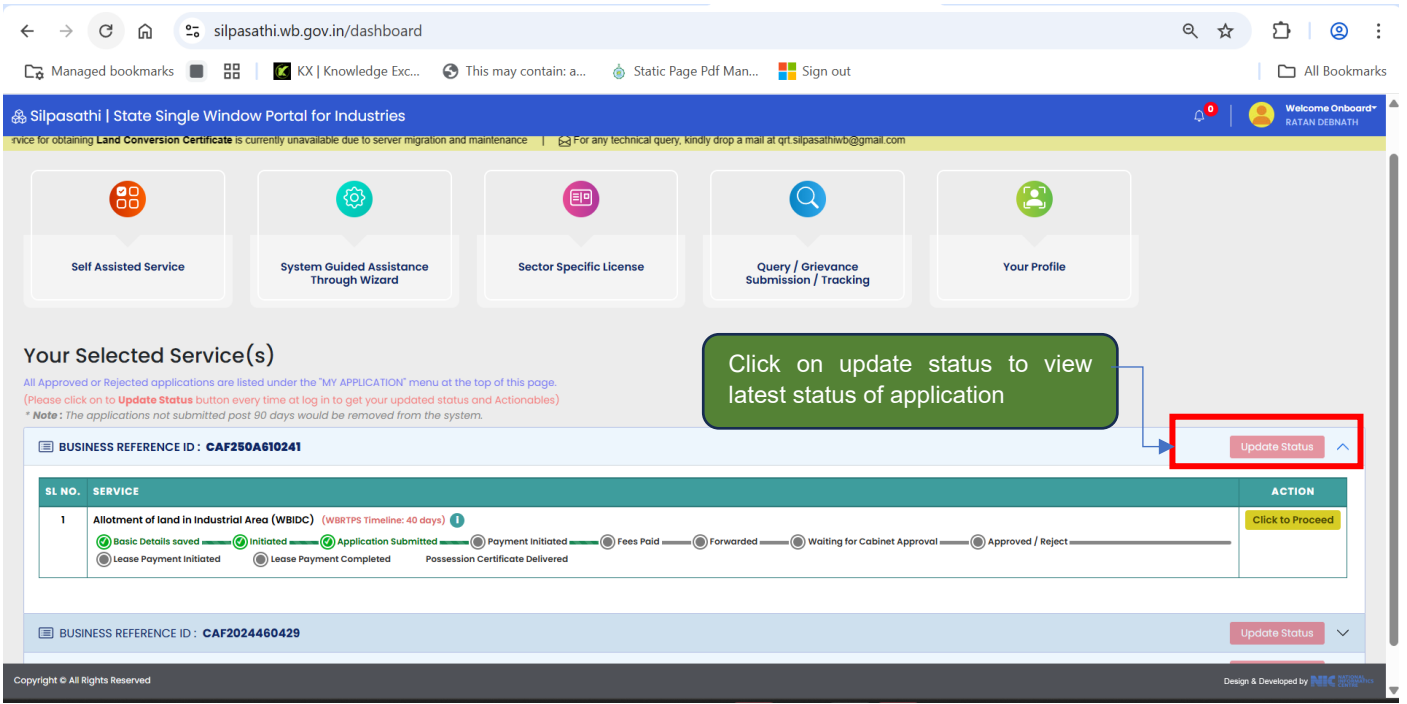
Cancel
Submit

© 2020 West Bengal Industrial Development Corporation - All Rights Reserved. Designed, Developed and Maintained by WEBSTEP TECHNOLOGIES PRIVATE LIMITED

The applicant now clicks on **Submit** for final submission of the application.

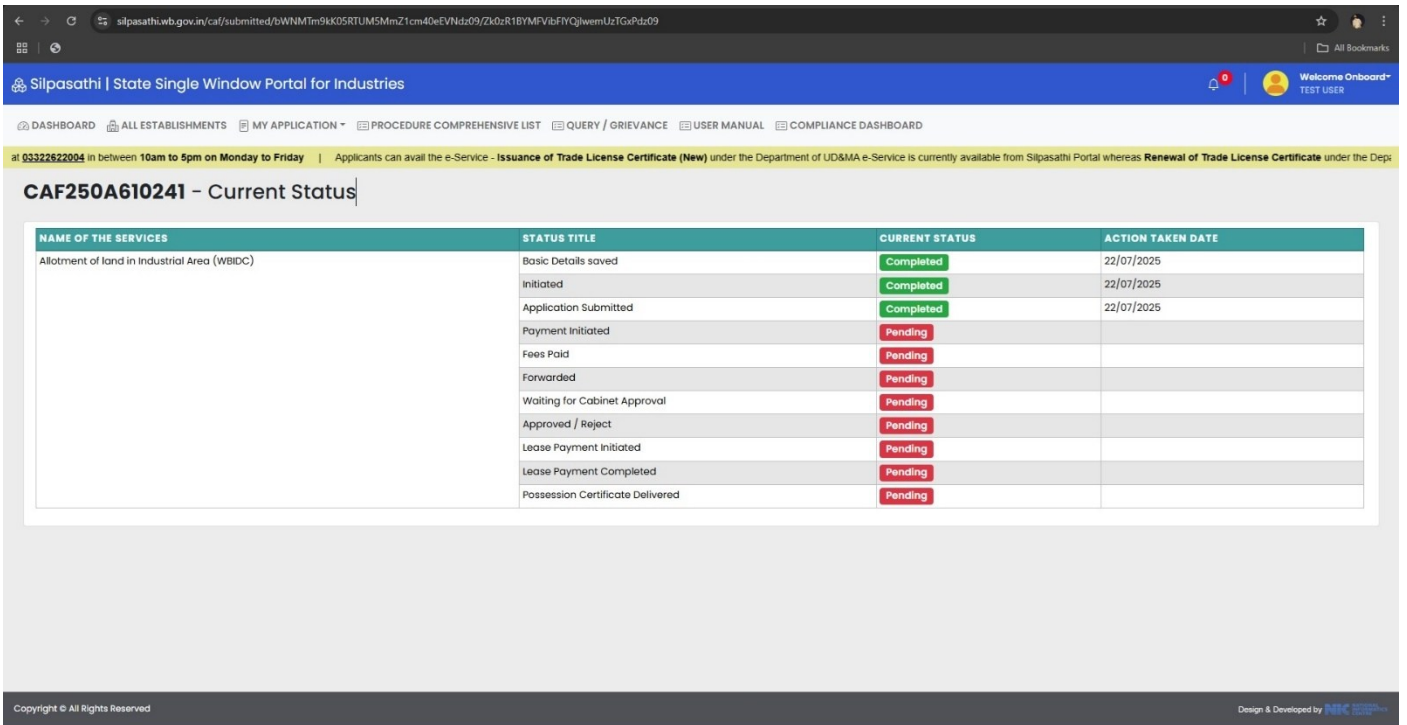
Allotment of land in Industrial Area (WBIDC) provided as a service through ‘SilpaSathi’ the Online Single Window portal of State (WB)

The applicant can meanwhile view the latest of the application in the SilpaSathi Dashboard after submission of application.



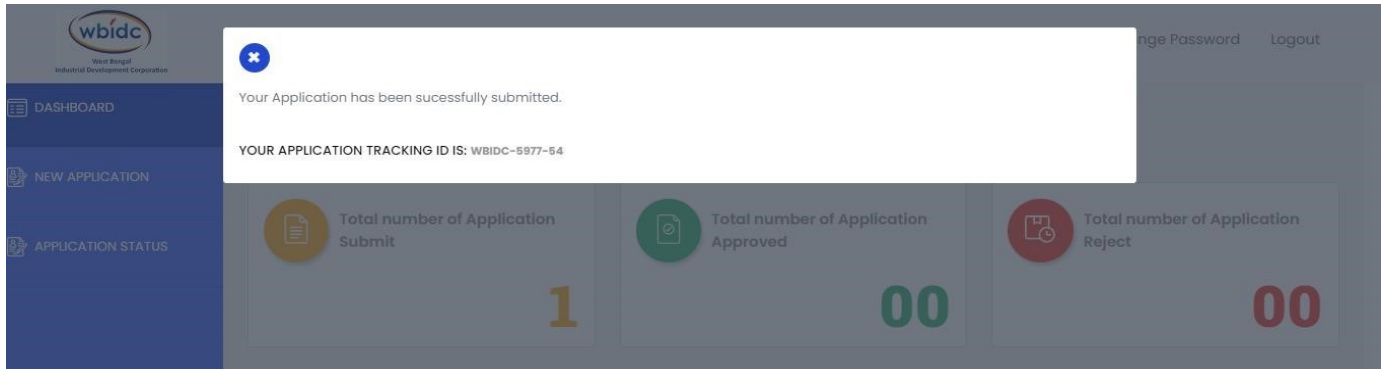
**SS**

SilpaSathi Dashboard

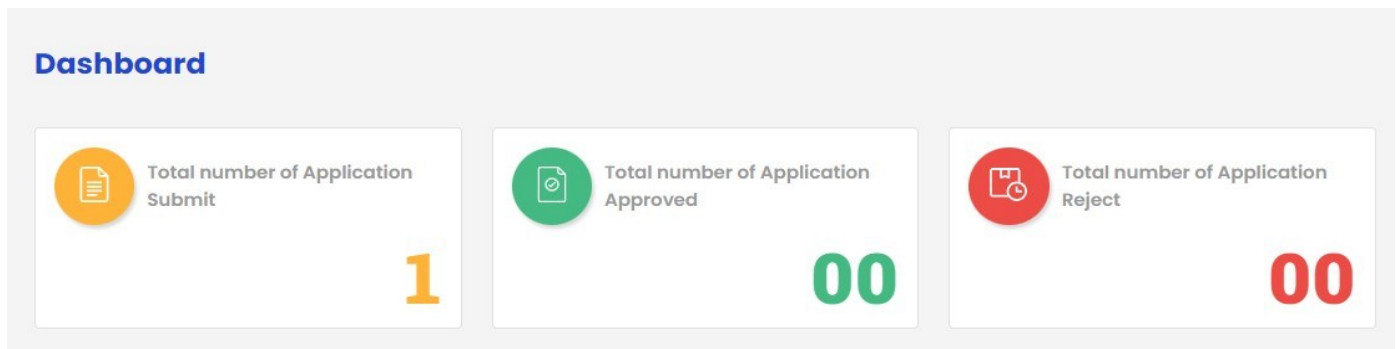


Allotment of land in Industrial Area (WBIDC) provided as a service through ‘SilpaSathi’ the Online Single Window portal of State (WB)

Once the Application form is submitted successfully in the WBIDC website, following message shall be displayed along with the Application Tracking Number:



Once the application form is submitted successfully, the number of the count in the dashboard will change. Please check the screenshot below for your reference.

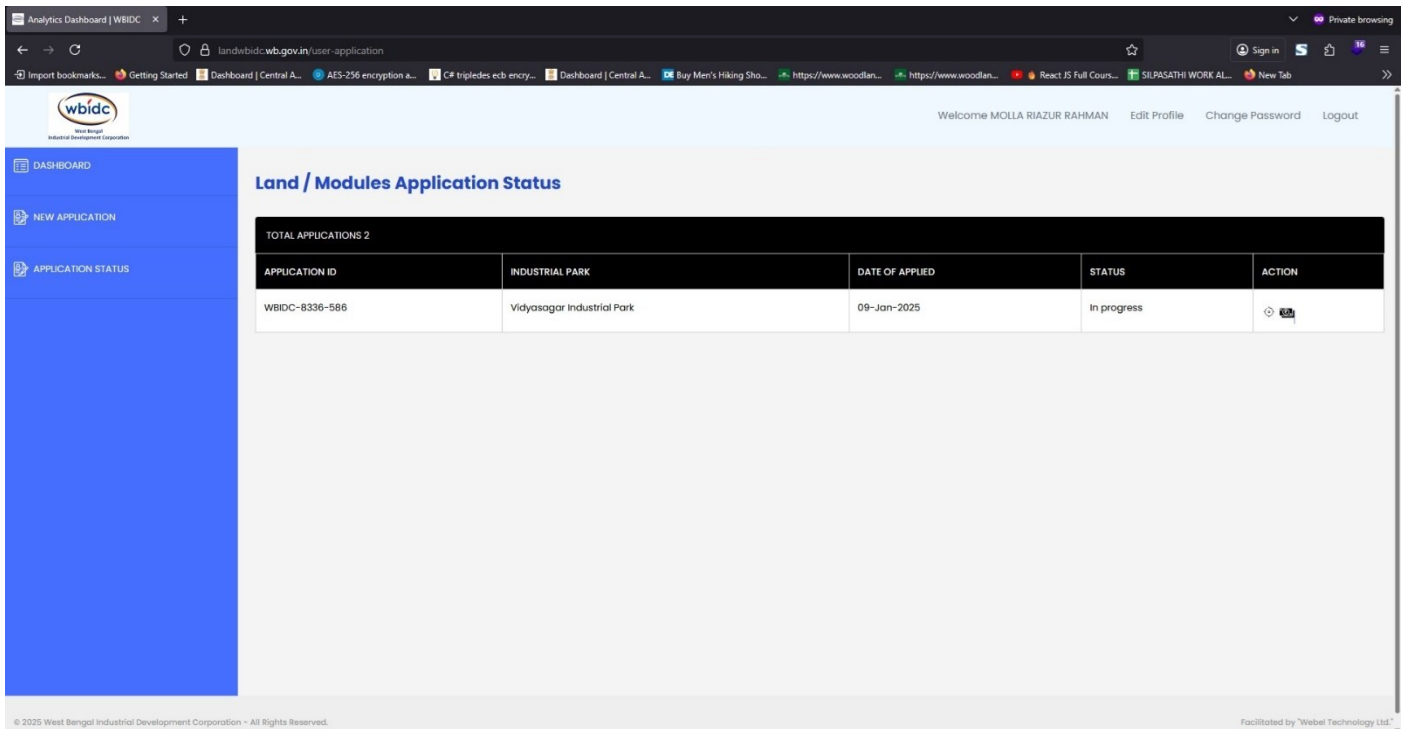


Allotment of land in Industrial Area (WBIDC) provided as a service through ‘SilpaSathi’ the Online Single Window portal of State (WB)

**Payment of Fees**

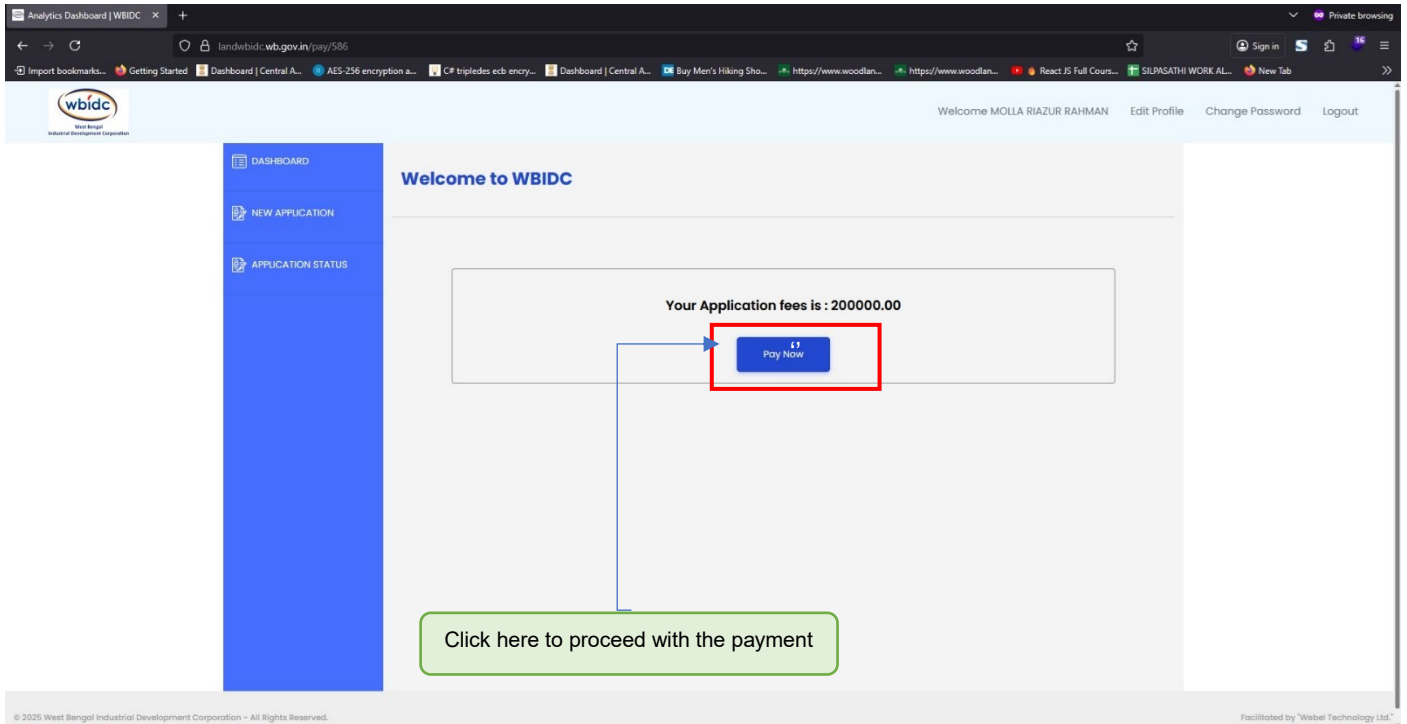
The applicant is now required to pay the required fees based on the application filled by the applicant. The applicant can view his status in the Departmental website dashboard and proceed with the payment process

**Applicant's Dashboard**

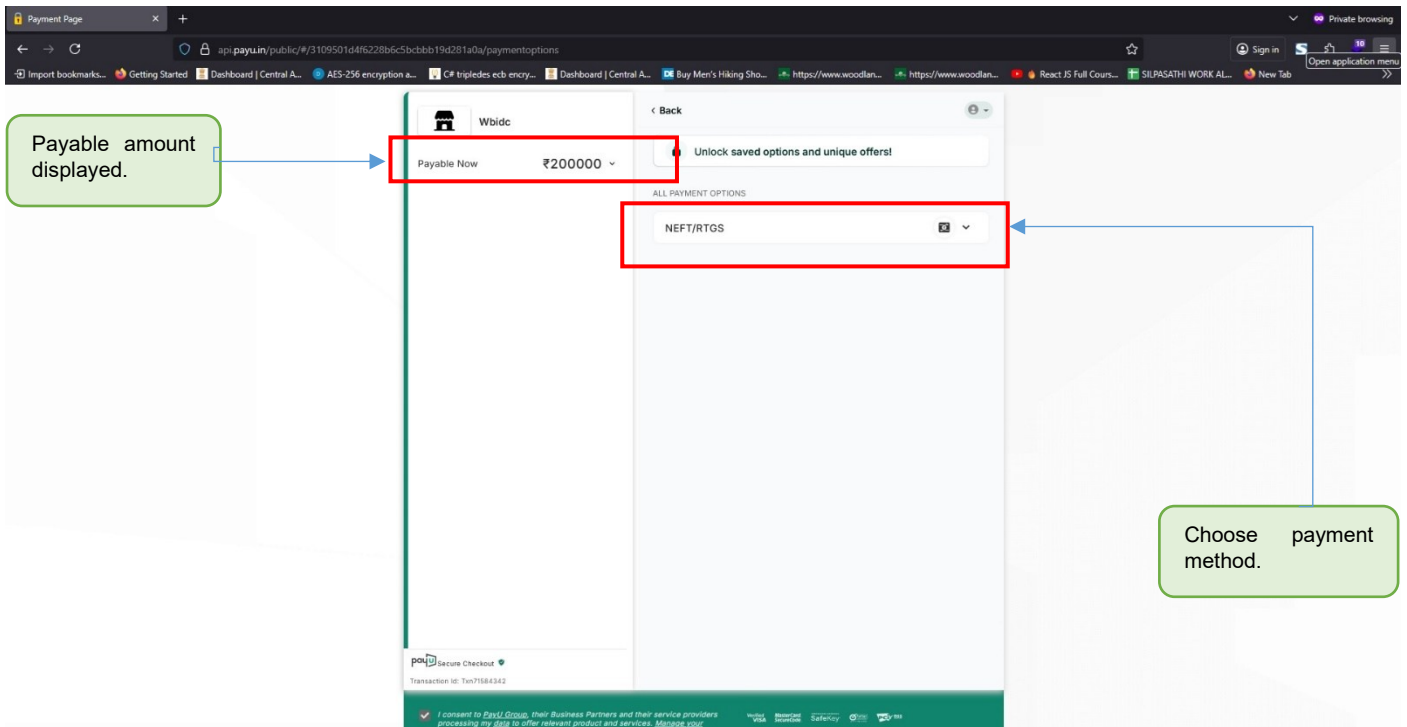


The payment procedure has been illustrated as per the following screenshots. The applicant can proceed with the payment after clicking on the **'Pay Now'** option.

Allotment of land in Industrial Area (WBIDC) provided as a service through ‘SilpaSathi’ the Online Single Window portal of State (WB)



The applicant is redirected to the **PayU** portal to complete the payment process. The applicant shall be able to choose between various modes of payment methods for fees payment.




The applicant has to enter the correct details for payment transaction and proceed with the payment process.

**Payment Challan**

Allotment of land in Industrial Area (WBIDC) provided as a service through ‘SilpaSathi’ the Online Single Window portal of State (WB)

**West Bengal Industrial Development Corporation Ltd**  
 Prothi, 23 Abanindranath Thakur Sarani,  
 Kolkata 700017

Fund Transfer Details		Transaction Status
Beneficiary Name	West Bengal Industrial Development Corporation Ltd	 <small>Scan QR code to check status</small>
Transaction Amount	21.80 (Twenty One Rupees and Eighty Paise Only)	
Beneficiary Account Number		
Beneficiary IFSC Code		

**Terms & Conditions**

- This challan is valid for 30 days from the date of generation, subject to merchant's acceptance.
- The Beneficiary Bank Account Number generated is applicable for this challan only. For branch induced NEFT/RTGS, only Person to Person mode (R41) to be used. Any other mode of transfer may be treated as invalid.
- The exact amount (upto 2nd decimal) appearing in this challan should be transferred to the beneficiary bank account. Bank charges (if any) to be paid separately to the bank.
- Do not make multiple payments against this challan by splitting the amount into more than one NEFT/RTGS transactions.
- To ensure credit of reversal / refund, NEFT/RTGS must be executed from the customer's bank account. Customer's bank account should be enabled for incoming NEFT/RTGS credits.
- Axis Bank Customers:
  - Net/Mobile Banking Users - Register beneficiary as "Other Bank Payee" and initiate transaction through NEFT/RTGS payment mode only.
  - Branch Visitors - Branch's Maker to login into "Saksham" utility & select "Ultralite". Click on NEFT/RTGS and enter the "Debit Account number of remitter/sender". On new window enter Fund Transfer details and Submit. Next step is Branch's Checker to Login and verify the transaction.


### Challan Payment Process

To pay for you challan, you can select either of these two payment modes:

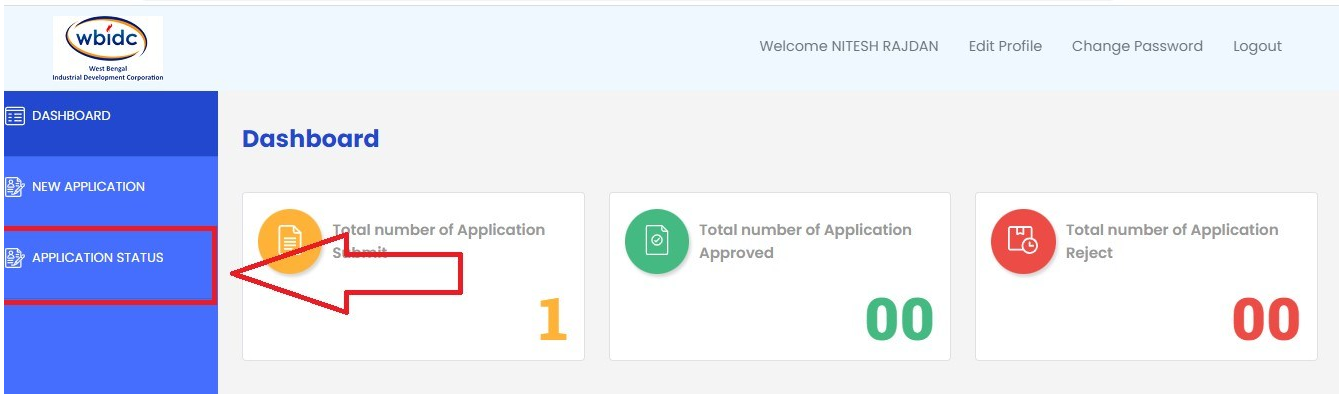
- Fund Transfer via Internet and Mobile Banking**
  - Login to your bank account via Net/Mobile Banking
  - Add NEFT/RTGS beneficiary as per the challan details
  - Post beneficiary addition, initiate Fund Transfer for the exact amount as mentioned in the challan
- Fund Transfer via your Bank Branch**
  - Visit the nearest NEFT/RTGS enabled branch of your bank
  - Fill the NEFT/RTGS request form with beneficiary details and submit along with a Cheque/Mandate
  - Collect the Acknowledgement receipt from the bank official

To know the Fund Transfer Status

Scan the QR on challan using any QR code scanner app.



Click on the **APPLICATION STATUS** button to know the status of your application.



The dashboard displays the following statistics:

- Total number of Application Submit: 1
- Total number of Application Approved: 00
- Total number of Application Reject: 00

Once you click on the **APPLICATION STATUS** button the following page shall be displayed:

Allotment of land in Industrial Area (WBIDC) provided as a service through ‘SilpaSathi’ the Online Single Window portal of State (WB)

The screenshot shows the WBIDC dashboard with a sidebar menu containing 'DASHBOARD', 'NEW APPLICATION', and 'APPLICATION STATUS'. The main content area is titled 'Land / Modules Application Status' and features a table with the following data:

TOTAL APPLICATIONS 1				
APPLICATION ID	INDUSTRIAL PARK	DATE OF APPLIED	STATUS	ACTION
WBIDC-5977-54	Vidyasagar Industrial Park	08-Aug-2022	In progress	

In this page you can view the Application and check the current Application status. Please check on the track icon to see the Application status.

This image is a close-up of the application status table from the previous screenshot. A red arrow points from a green callout box to the track icon in the 'ACTION' column of the first row.

TOTAL APPLICATIONS 1				
APPLICATION ID	INDUSTRIAL PARK	DATE OF APPLIED	STATUS	ACTION
WBIDC-5977-54	Vidyasagar Industrial Park	08-Aug-2022	In progress	

Click to check status

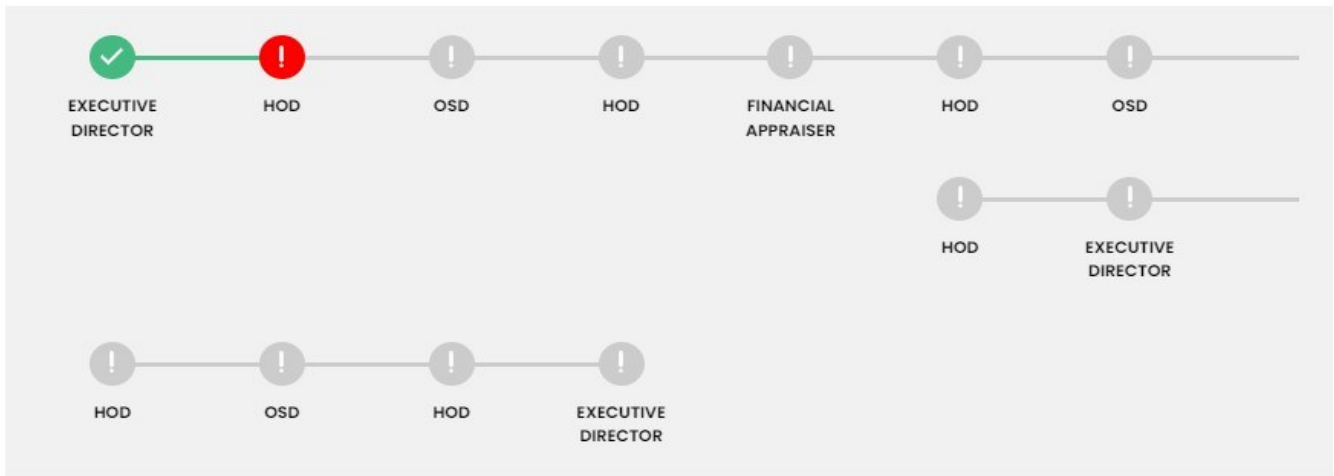
The screenshot shows a 'Status tracking' modal window with a workflow diagram. The diagram consists of several steps, each with a circular icon containing an exclamation mark. The steps are arranged in three rows:

- Row 1: EXECUTIVE DIRECTOR (red icon), HOD, OSD, HOD, FINANCIAL APPRAISER, HOD, OSD.
- Row 2: (empty), (empty), (empty), (empty), HOD, EXECUTIVE DIRECTOR.
- Row 3: HOD, OSD, HOD, EXECUTIVE DIRECTOR.

This status show that the file is with the EXECUTIVE DIRECTOR. Once the EXECUTIVE DIRECTOR approve this will go to HOD. Please check below screen shot for your reference.

Allotment of land in Industrial Area (WBIDC) provided as a service through ‘SilpaSathi’ the Online Single Window portal of State (WB)

### Status tracking

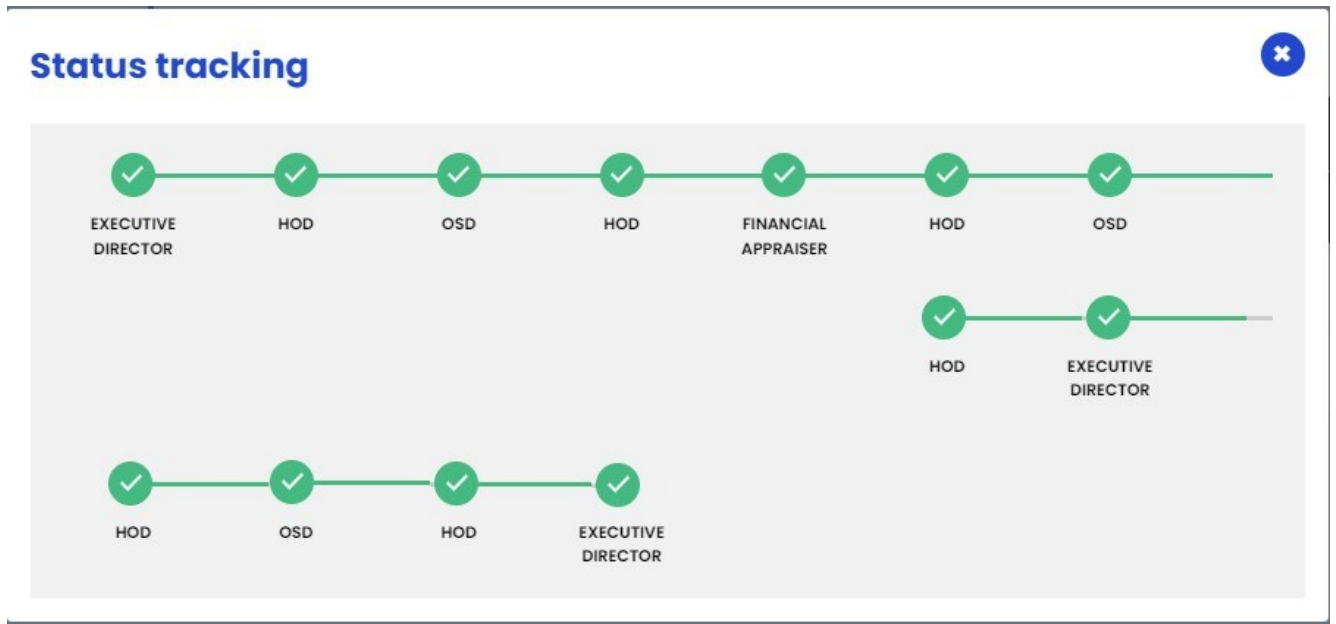


The following screen the tracking system

The screenshot shows the WBIDC application status tracking interface. The top header includes the WBIDC logo, the user name 'Welcome NITESH RAJDAN', and links for 'Edit Profile', 'Change Password', and 'Logout'. The left sidebar contains 'DASHBOARD', 'NEW APPLICATION', and 'APPLICATION STATUS'. The main content area displays a 'Status tracking' window with a flowchart showing approval stages: EXECUTIVE DIRECTOR (green check), HOD (green check), OSD (green check), HOD (green check), FINANCIAL APPRAISER (green check), HOD (green check), OSD (green check), HOD (red exclamation mark), EXECUTIVE DIRECTOR (grey exclamation mark), HOD (grey exclamation mark), OSD (grey exclamation mark), HOD (grey exclamation mark), EXECUTIVE DIRECTOR (grey exclamation mark). The right sidebar shows an 'ACTION' menu with icons for document, refresh, and download.

Allotment of land in Industrial Area (WBIDC) provided as a service through ‘SilpaSathi’ the Online Single Window portal of State (WB)

Once the file approves from all the department. The tracking will be looking like below screen shot.

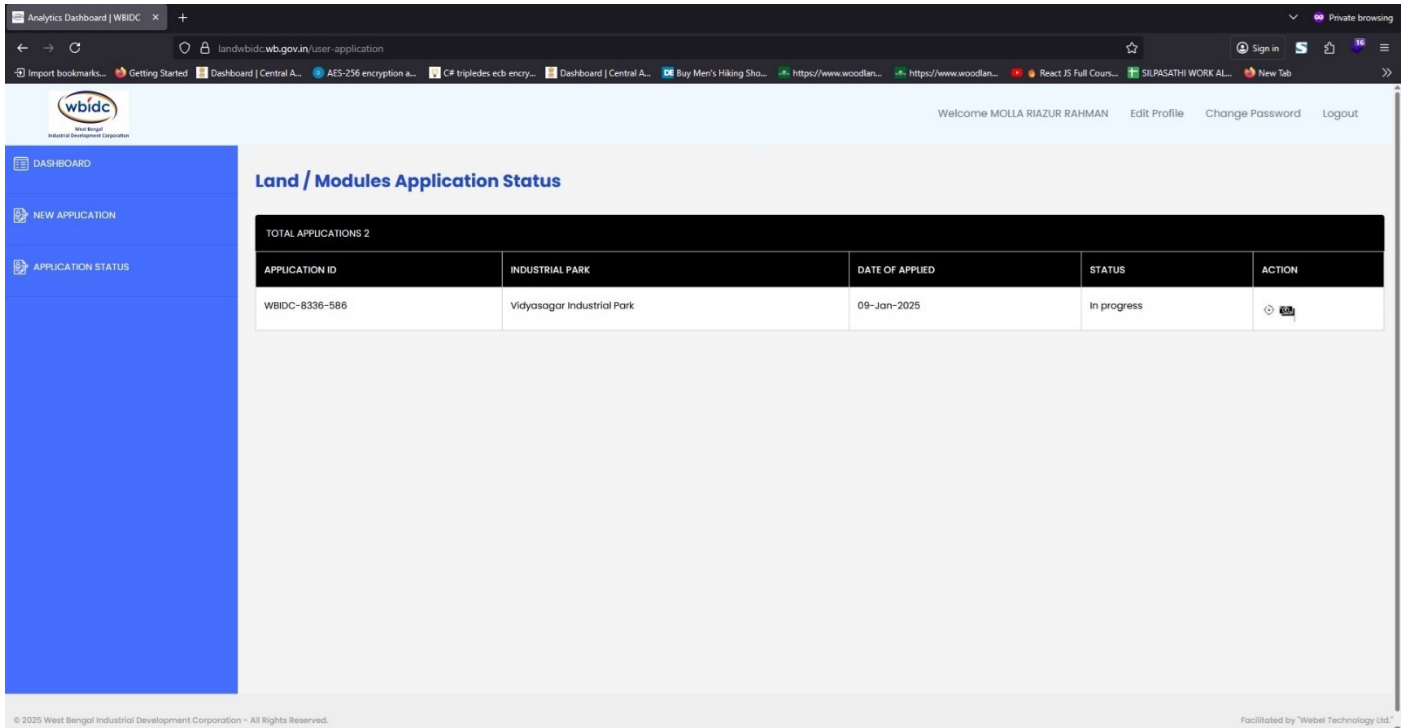


### 1. Online Payment of fees

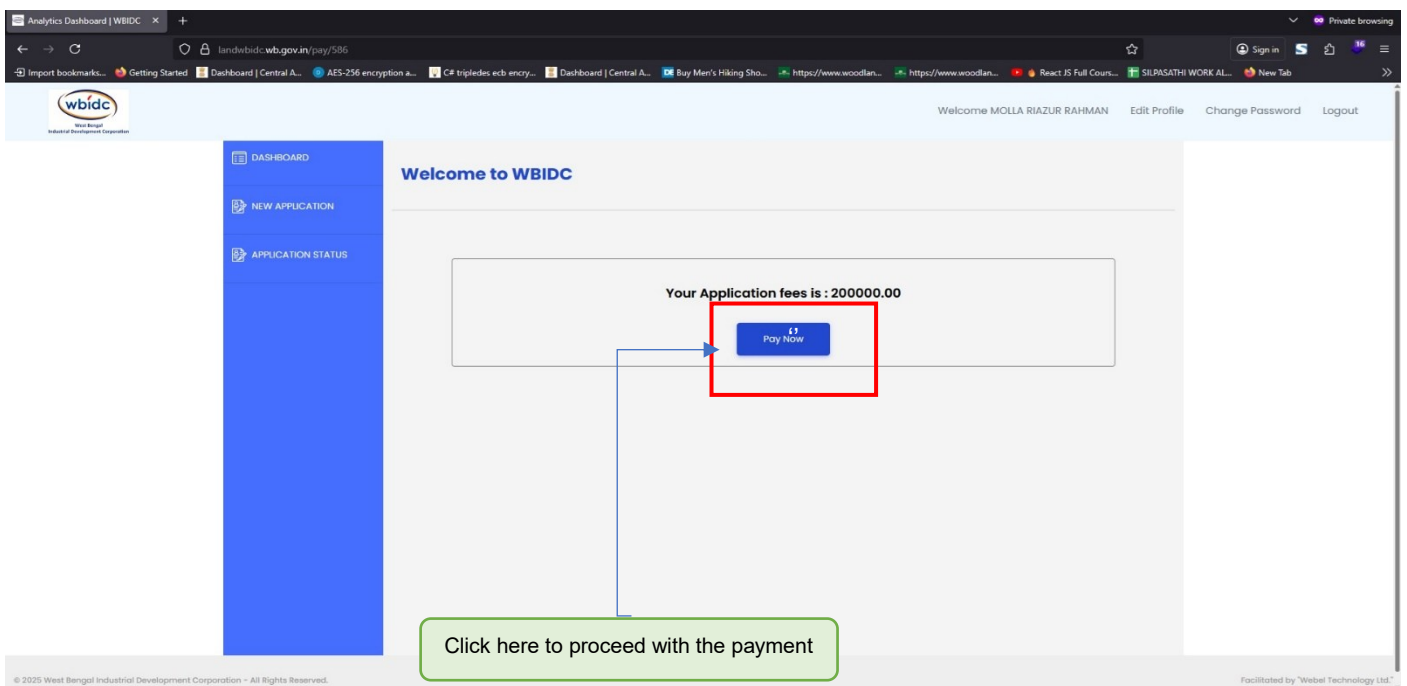
The applicant is now required to pay the **lease payment fees** after approval process is complete. The applicant can view his status in the Departmental website dashboard and proceed with the payment process

#### *Applicant's Dashboard*

Allotment of land in Industrial Area (WBIDC) provided as a service through ‘SilpaSathi’ the Online Single Window portal of State (WB)

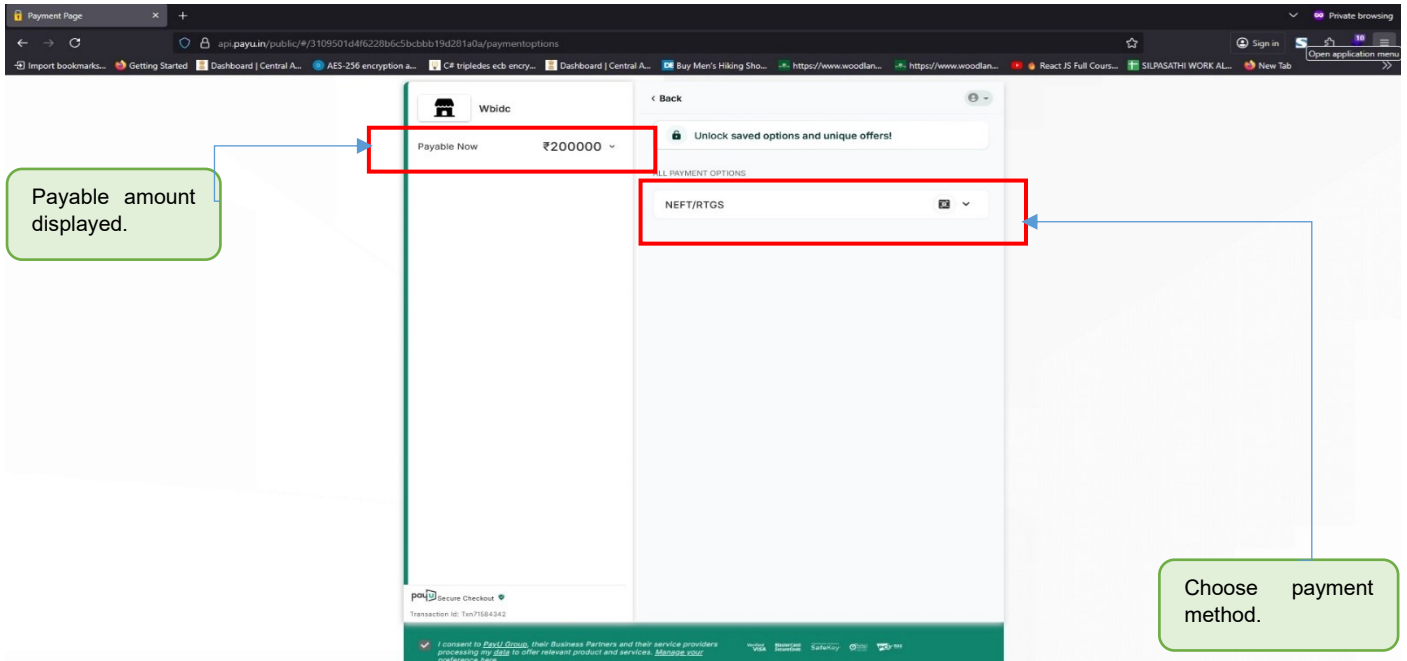


The payment procedure has been illustrated as per the following screenshots. The applicant can proceed with the payment after clicking on the ‘Pay Now’ option.



The applicant is redirected to the **PayU** portal to complete the payment process. The applicant shall be able to choose between various modes of payment methods for fees payment.

Allotment of land in Industrial Area (WBIDC) provided as a service through ‘SilpaSathi’ the Online Single Window portal of State (WB)



The applicant has to enter the correct details for payment transaction and proceed with the payment process.

**Payment Challan**

**West Bengal Industrial Development Corporation Ltd**  
 Profile, 22, Abanindranath Thakur Sarani,  
 Kolkata 700017

Fund Transfer Details		Transaction Status
Beneficiary Name	West Bengal Industrial Development Corporation Ltd	 Scan QR code to check status
Transaction Amount	21,80 (Twenty One Rupee and Eighty Paise Only)	
Beneficiary Account Number		
Beneficiary IFSC Code		

**Terms & Conditions**

- This challan is valid for 30 days from the date of generation, subject to merchant's acceptance.
- The Beneficiary Bank Account Number generated is applicable for this challan only. For branch induced NEFT/RTGS, only Person to Person mode (R41) to be used. Any other mode of transfer may be treated as invalid.
- The exact amount (upto 2nd decimal) appearing in this challan should be transferred to the beneficiary bank account. Bank charges (if any) to be paid separately to the bank.
- Do not make multiple payments against this challan by splitting the amount into more than one NEFT/RTGS transactions.
- To ensure credit of reversal / refund, NEFT/RTGS must be executed from the customer's bank account. Customer's bank account should be enabled for incoming NEFT/RTGS credits.
- Axis Bank Customers:
  - Net/Mobile Banking Users - Register beneficiary as "Other Bank Payee" and initiate transaction through NEFT/RTGS payment mode only.
  - Branch Visitors - Branch's Maker to login into "Saksham" utility & select "Ultrafile". Click on NEFT/RTGS and enter the "Debit Account number of remitter/sender". On new window enter Fund Transfer details and Submit. Next step is Branch's Checker to Login and verify the transaction.

**Challan Payment Process**

To pay for your challan, you can select either of these two payment modes:

- Fund Transfer via Internet and Mobile Banking**
  - Login to your bank account via Net/Mobile Banking
  - Add NEFT/RTGS beneficiary as per the challan details
  - Post beneficiary addition, initiate Fund Transfer for the exact amount as mentioned in the challan
- Fund Transfer via your Bank Branch**
  - Visit the nearest NEFT/RTGS enabled branch of your bank
  - Fill the NEFT/RTGS request form with beneficiary details and submit along with a Cheque/Mandate
  - Collect the Acknowledgement receipt from the bank official

**To know the Fund Transfer Status**

Scan the QR on challan using any QR code scanner app.

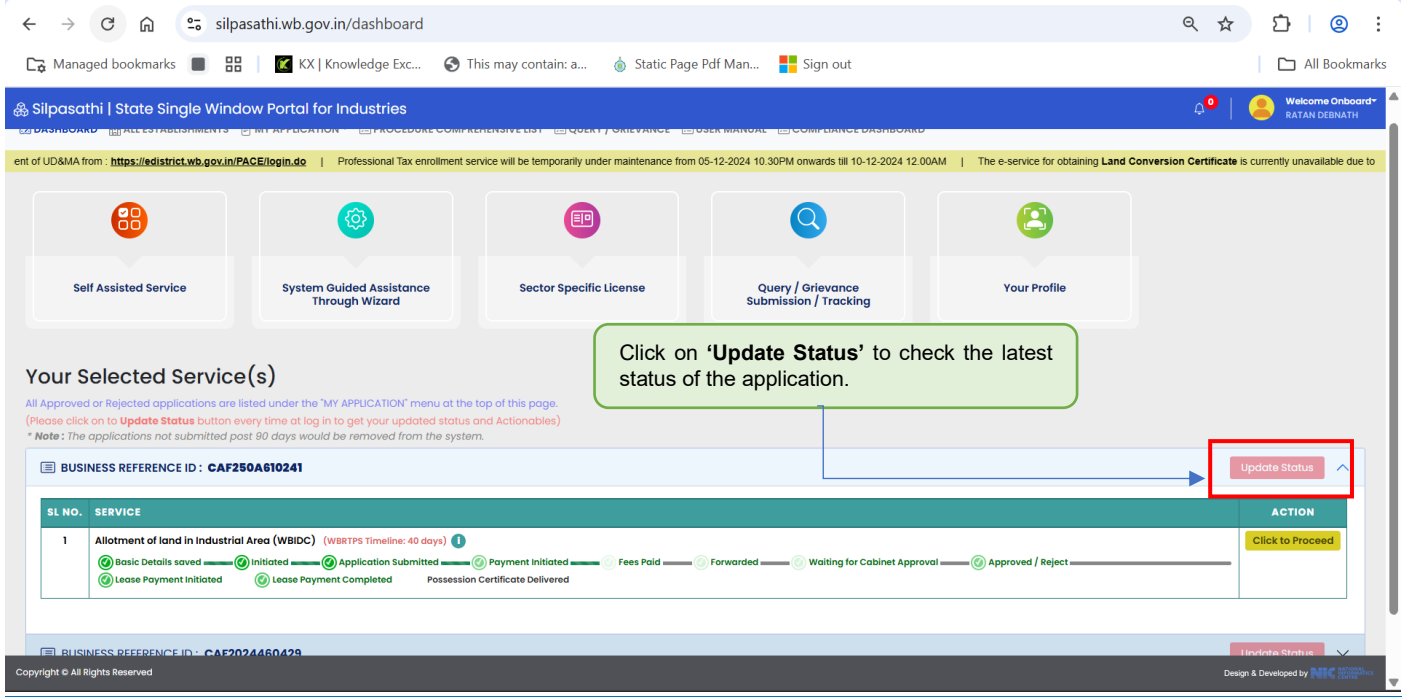
**Note: Applicant can click on ‘Update Status’ at periodic intervals in the SilpaSathi dashboard and can view the latest status of the application**

Allotment of land in Industrial Area (WBIDC) provided as a service through ‘SilpaSathi’ the Online Single Window portal of State (WB)

## 2. Track Status of Application

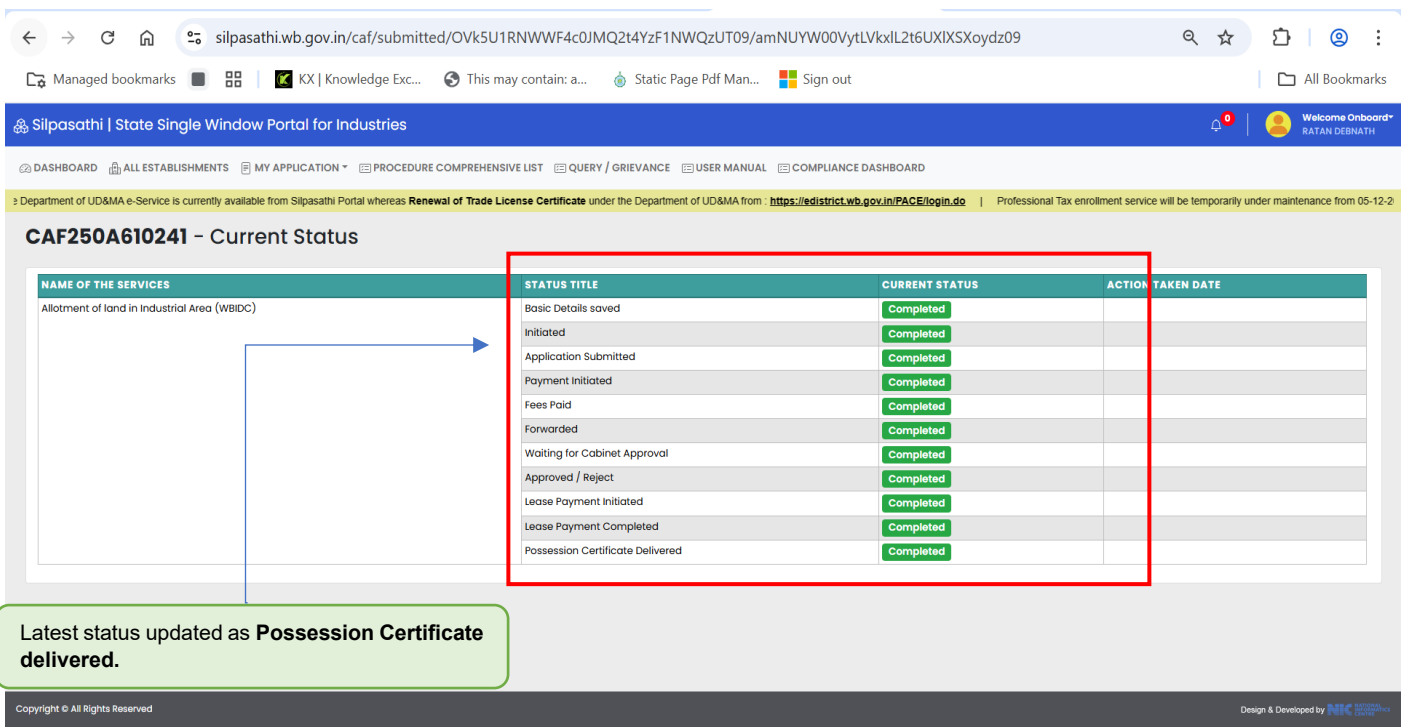
The applicant has to click on ‘Update Status’ to view the latest status of the application.

### Applicant’s Dashboard



**Note: Latest status can be seen any time through Applicant’s Dashboard**

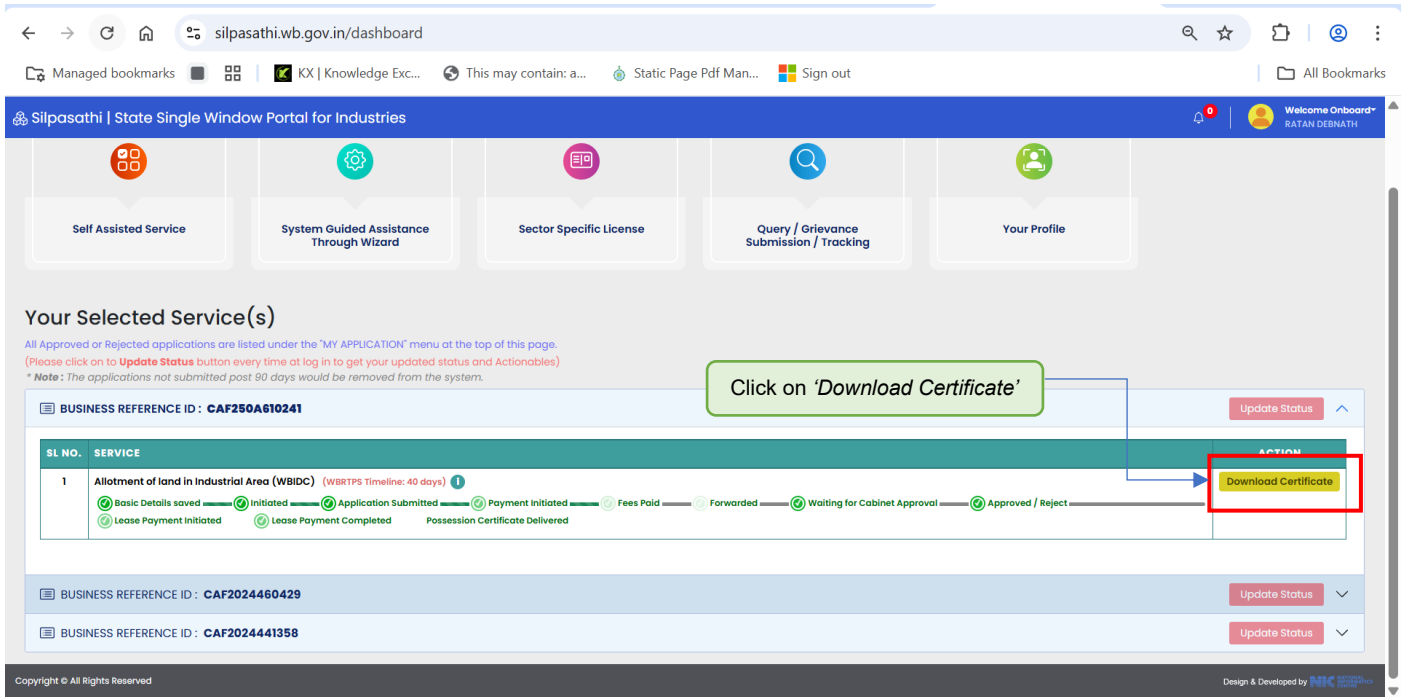
**Current status appears in the Status Dashboard (Screenshot below).**



Allotment of land in Industrial Area (WBIDC) provided as a service through ‘SilpaSathi’ the Online Single Window portal of State (WB)

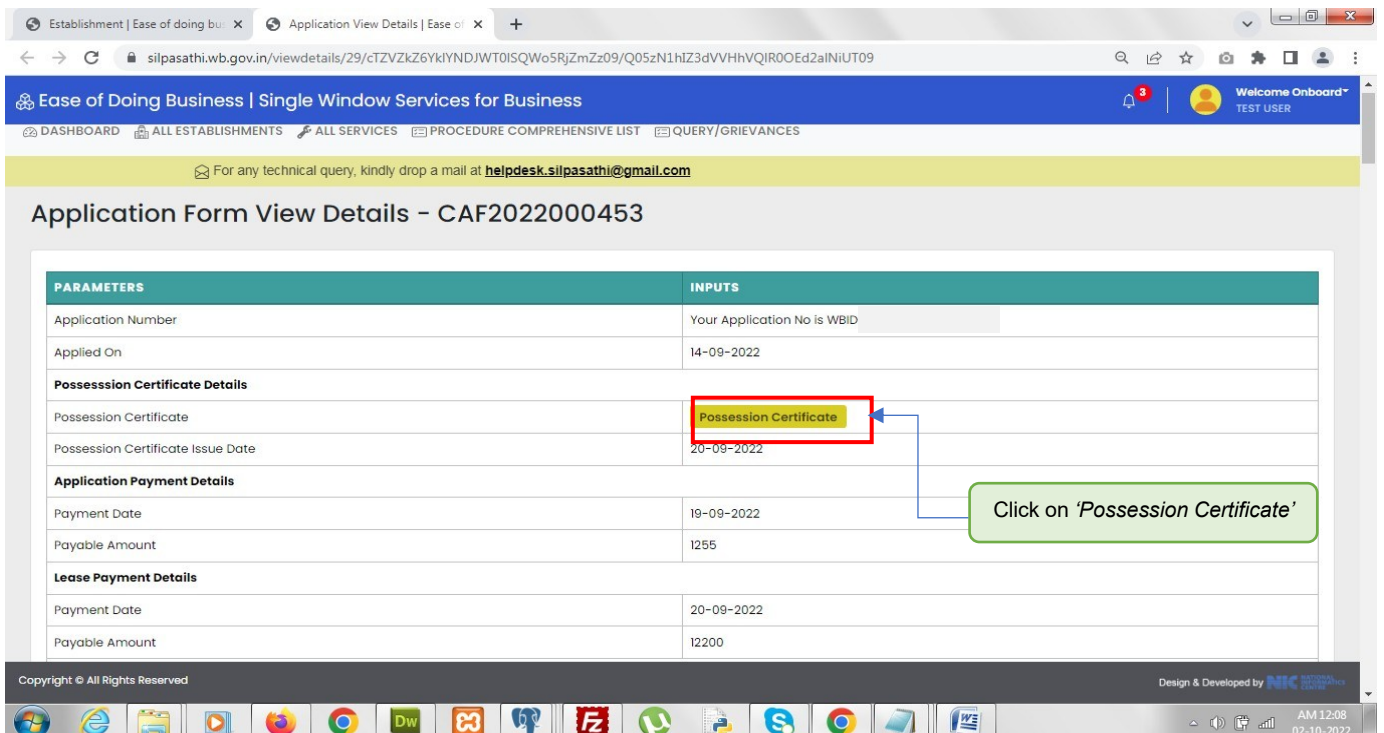
### 3. Online Download of final approval certificate

#### Applicant’s Dashboard



**Note: Latest status can be seen any time through Applicant’s Dashboard**

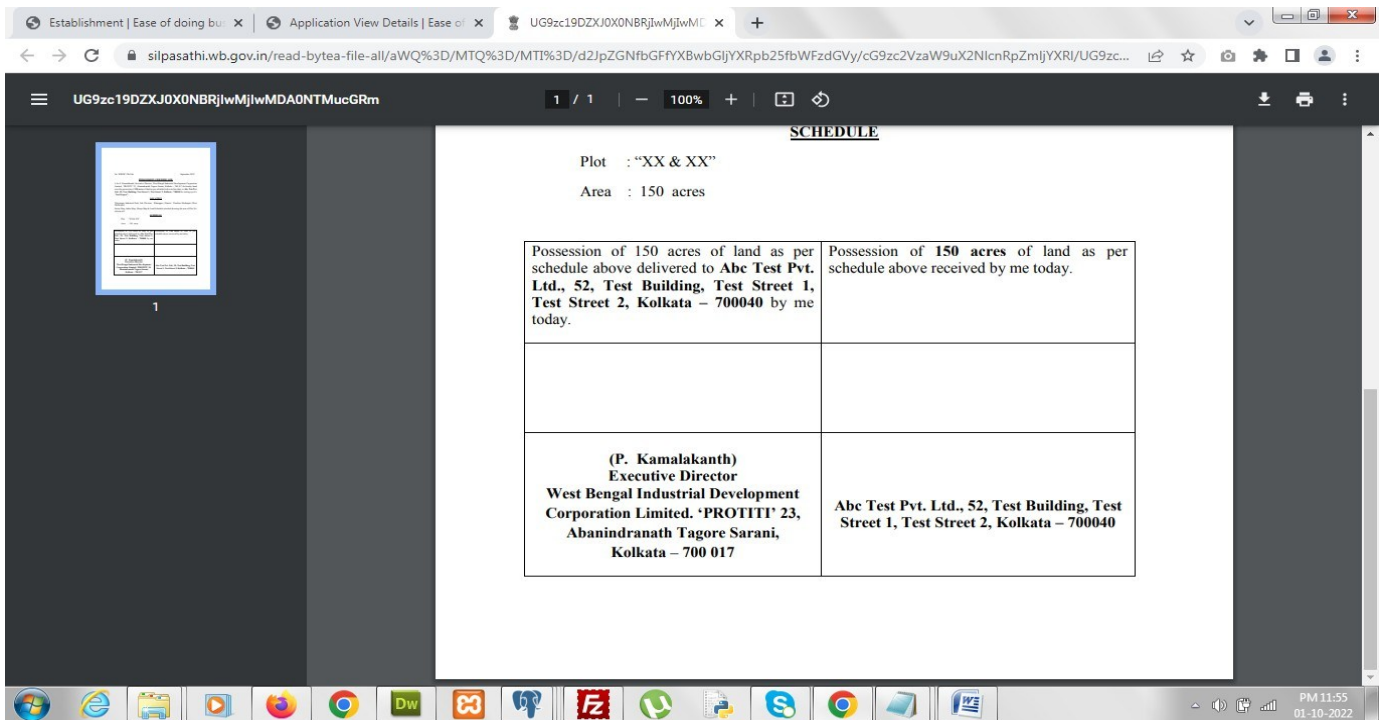
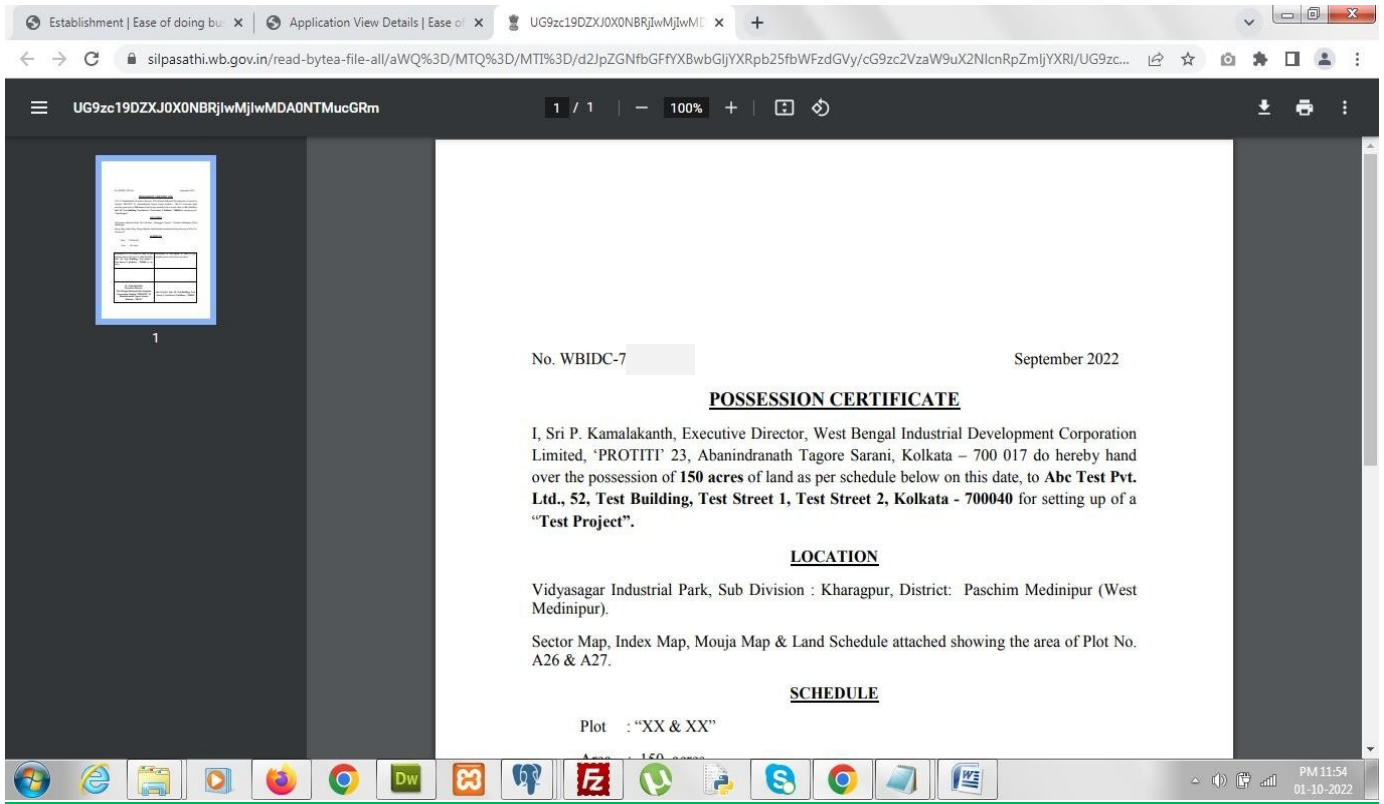
The applicant shall now be able to download the final certificate after final approval of application. The applicant has to click on ‘Possession Certificate’ icon to download the Final Approval Certificate issued.



Allotment of land in Industrial Area (WBIDC) provided as a service through ‘SilpaSathi’ the Online Single Window portal of State (WB)

**The certificate as downloaded has been illustrated in the screenshot below:**





**The Final Certificate gets downloaded (Screenshot)**



Allotment of land in Industrial Area (WBIDC) provided as a service through ‘SilpaSathi’ the Online Single Window portal of State (WB)

The final certificate can also be downloaded from the WBIDC website

**Land / Modules Application Status**

TOTAL APPLICATIONS 1				
APPLICATION ID	INDUSTRIAL PARK	DATE OF APPLIED	STATUS	ACTION
WBIDC-5415-53	Vidyasagar Industrial Park	02-Aug-2022	Possession Certificate Generated	    <a href="#">DOWNLOAD POSSESSION CERTIFICATE</a>

One Approval certificate document has been illustrated below:

No. WBIDC-786 September 2022

**POSSESSION CERTIFICATE**

I, Sri P. Kamalakanth, Executive Director, West Bengal Industrial Development Corporation Limited, 'PROTITI' 23, Abanindranath Tagore Sarani, Kolkata – 700 017 do hereby hand over the possession of **150 acres** of land as per schedule below on this date, to **Abc Test Pvt. Ltd., 52, Test Building, Test Street 1, Test Street 2, Kolkata - 700040** for setting up of a "Test Project".

**LOCATION**

Vidyasagar Industrial Park, Sub Division : Kharagpur, District: Paschim Medinipur (West Medinipur).

Sector Map, Index Map, Mouja Map & Land Schedule attached showing the area of Plot No. A26 & A27.

**SCHEDULE**

Plot : "XX & XX"  
Area : 150 acres

Possession of 150 acres of land as per schedule above delivered to <b>Abc Test Pvt. Ltd., 52, Test Building, Test Street 1, Test Street 2, Kolkata – 700040</b> by me today.	Possession of <b>150 acres</b> of land as per schedule above received by me today.
<b>(P. Kamalakanth)</b> Executive Director West Bengal Industrial Development Corporation Limited. 'PROTITI' 23, Abanindranath Tagore Sarani, Kolkata – 700 017	<b>Abc Test Pvt. Ltd., 52, Test Building, Test Street 1, Test Street 2, Kolkata – 700040</b>

Allotment of land in Industrial Area (WBIDC) provided as a service through ‘SilpaSathi’ the Online Single Window portal of State (WB)

### 4. Third Party verification details

Third party verification is a process by which any independent user / third party verifies an individual’s license and registration details online check authenticity of the Certificate, without logging into the portal.


#### Third party verification process

The applicant or any user has to log in to <https://silpasathi.wb.gov.in/>.

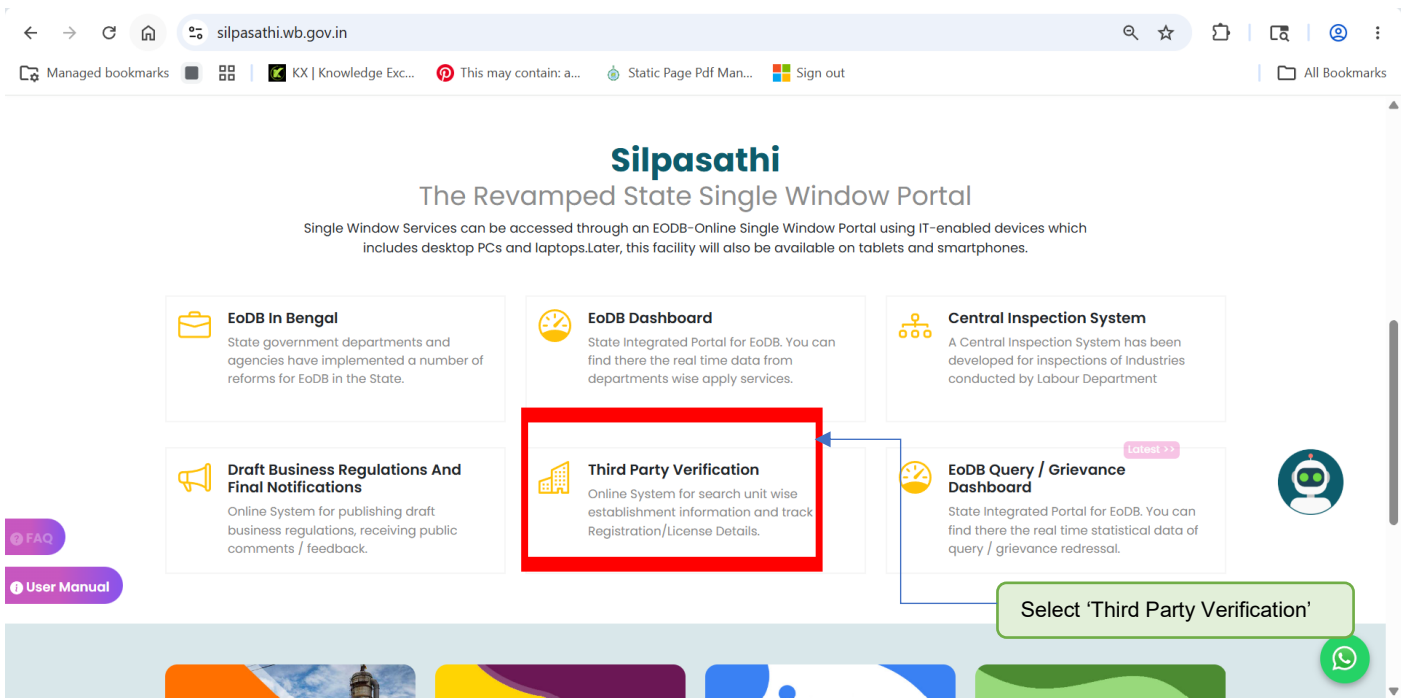
A user (any third party) needs to click on ‘Third party Verification’ section in the homepage and enter registration number / license number and then click on ‘Search’ link, for Verification of Certificate.

(Screenshots below):

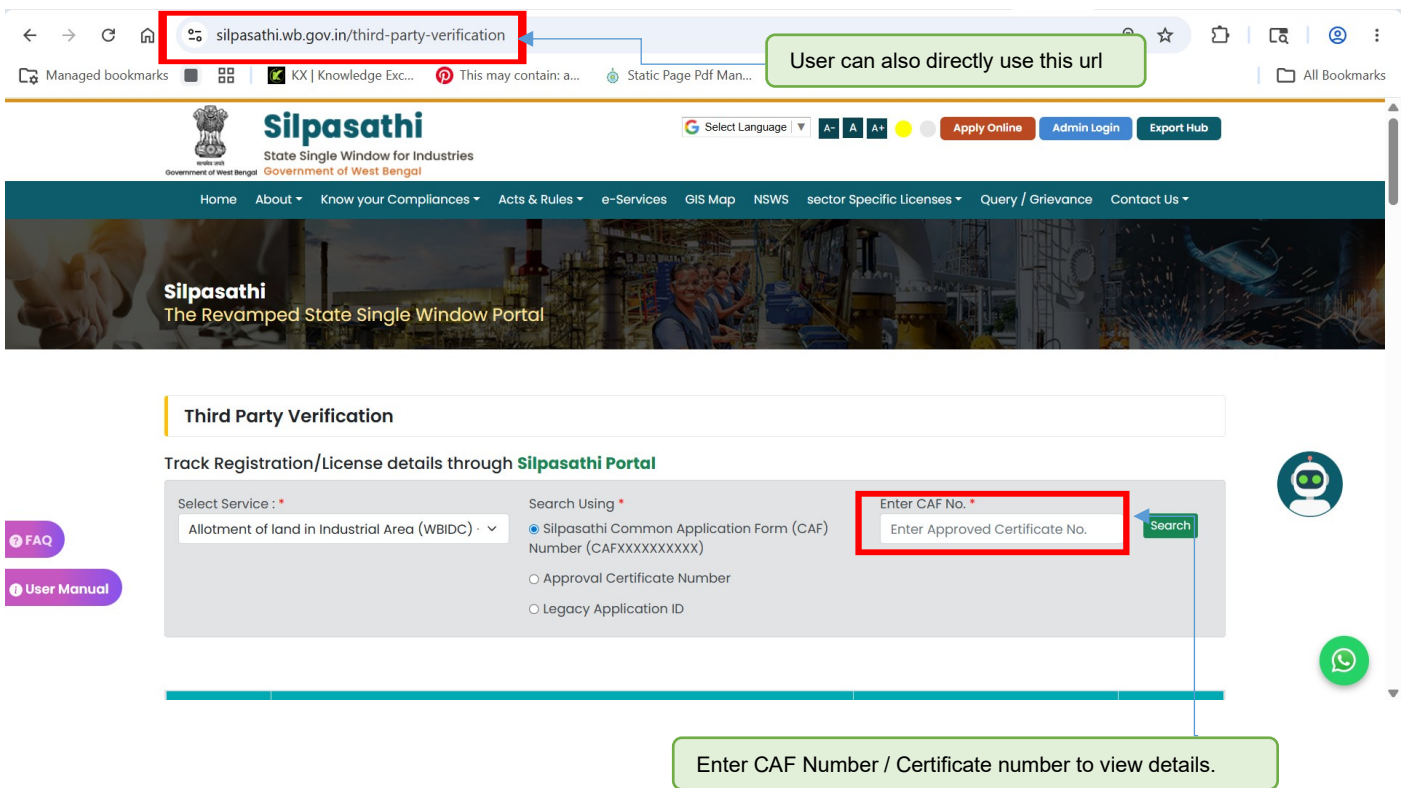
#### SilpaSathi Homepage



Allotment of land in Industrial Area (WBIDC) provided as a service through ‘SilpaSathi’ the Online Single Window portal of State (WB)



Applicant selects the service and then select SilpaSathi CAF Number/ Approval Certificate Number. Enter the Certificate or Approval number / CAF Number in the text box beside it and click on ‘Search’ to view details of certificate.



Allotment of land in Industrial Area (WBIDC) provided as a service through ‘SilpaSathi’ the Online Single Window portal of State (WB)

The third party can view the details as illustrated below:

The screenshot shows a web browser window with the URL `silpasathi.wb.gov.in/third-party-verification`. The page title is "Third Party Verification". Below the title, there is a section "Track Registration/License details through Silpasathi Portal". This section contains a search form with the following fields:

- Select Service: \* (Dropdown menu showing "Allotment of land in Industrial Area (WBIDC)")
- Search Using \* (Radio buttons for "Silpasathi Common Application Form (CAF) Number (CAFXXXXXXXX)" and "Approval Certificate Number")
- Enter Approved Certificate No. \* (Text input field containing "CAF2023070127")
- Search button

Below the search form is a table with the following data:

Parameter	Output
Application number	CAF2023070127
Legacy Portal Reference number	WBIDC-IT
Service Name	Allotment of land in Industrial Area (WBIDC)
Name of Enterprise to whom issued	LOKNATH GASES PRIVATE LIMITED
Address of enterprise to whom issued	Firm Address - BHABANIPUR, DEBHOG, 721657, District - PURBA MIDNAPUR, Pincode - 721657
Status	Possession Certificate Delivered
Date of Approval	15-02-2024
Valid till (date)	One-time approval

A red box highlights the search form and the table. A blue arrow points from the "Status" row of the table to a green callout box.

Relevant details of the Certificate as displayed.