

West Bengal Pollution Control Board :

*Consent to Establish under
the Air (Prevention and
Control of Pollution) Act,
1981 & Water Act (Prevention
and Control of Pollution) Act,
1974*

*Provided as a service
through 'SilpaSathi', the
Online Single Window portal
of the State (West Bengal)*

User Manual

User Manual

Consent to Establish under the Air (Prevention and Control of Pollution) Act, 1981) & Water Act (Prevention and Control of Pollution) Act, 1974

Provided as a service through 'SilpaSathi' the Online Single Window portal of State (WB)

Table of Contents

Introduction	3
About the Service.....	3
Comprehensive Checklist of Documents to be submitted online	3
Timeline (WBRTPS).....	4
Application Process through SilpaSathi	6
1. Online Application submission along with online submission of documents	6
2. Track Status of Application.....	18
3. Online Payment of fees	30
4. Online Download of final approval certificate	35
5. Third Party verification details	38

User Manual

Consent to Establish under the Air (Prevention and Control of Pollution) Act, 1981 & Water Act (Prevention and Control of Pollution) Act, 1974

Provided as a service through 'SilpaSathi' the Online Single Window portal of State (WB)

Introduction

This document is intended to serve as a User Manual for grant of the service “**Consent to Establish under the Air (Prevention and Control of Pollution) Act, 1981 & Water Act (Prevention and Control of Pollution) Act, 1974**” by **West Bengal Pollution Control Board** through Single window of the State, 'SilpaSathi'. The service is integrated with the Single Window (SilpaSathi) and can be accessed through the SilpaSathi portal. This document has been designed as a user-friendly guide to assist applicants in filling their application forms. It will help them to familiarise with the entire procedure in a seamless manner for successful submission of application and download final Approval certificate from the SilpaSathi portal without the requirement of physical visit to the Department(s).

Salient Features of Silpasathi Portal:

- The Single Window Portal of the State of West Bengal (SilpaSathi) allows seamless integration with portals of different government departments thereby providing single login credential for various applications, eliminating the need to provide common information multiple times in different forms of various Departments, and ensuring all clearances are available from a single portal.
- It serves as a digital gateway for providing the necessary statutory compliances under the applicable Acts, Rules, Policies and Schemes of the Govt of West Bengal from a single portal.
- Business Entrepreneurs can get certificates and licences required for setting up and operating business in the State in a smooth and time-bound manner, smooth and time-bound manner, without the need to visit any government department or office.

About the Service

Consent to Establish under the Air (Prevention and Control of Pollution) Act, 1981 & Water Act (Prevention and Control of Pollution) Act, 1974 (CTE) is a permit required to establish an industrial or commercial unit before it can begin construction. It is issued by the West Bengal State Pollution Control Board (WBPCB) under the Air (Prevention and Control of Pollution) Act, 1981. The online system has the following features without the requirement of physical visit to the Department: 1) Submission of Application 2) Online Payment of fees 3) Track Status of Application 4) Online Download of final approval certificate 5) Third Party Verification.

Comprehensive Checklist of Documents to be submitted online

The applicant is required to submit the following documents in order to apply for the service:

#	Documents Required	Detailed Description
1.	Copy of Environmental Clearance (EC) for attracting projects	Environmental Clearance (EC) is a legal permission for projects that may harm the environment or society

User Manual

Consent to Establish under the Air (Prevention and Control of Pollution) Act, 1981 & Water Act (Prevention and Control of Pollution) Act, 1974

Provided as a service through 'SilpaSathi' the Online Single Window portal of State (WB)

#	Documents Required	Detailed Description
2.	Any land related document (rent agreement, rent receipt, land deed, porcha, lease document as applicable)	Land-related documents are essential records that prove ownership, possession, or rental rights to a piece of land
3.	Gross Capital Investment Certificate (Self Certified Undertaking)	The Gross Capital Investment Certificate (Self-Certified Undertaking) is a certificate issued by the Reserve Bank of India (RBI) to authenticate the creditworthiness of a company making a substantial investment in India.
4.	Self-Certified Site Plan / Layout with Road map / Route Map	A Self-Certified Site Plan, also known as a layout with a road map or route map, is a graphical representation of a site's layout and infrastructure
5.	Detailed Project Report with details of Emission, Effluent, Solid Waste Management Plan, raw materials, finished products, manufacturing process including list of machineries	A detailed project report is a comprehensive document that provides an overview of a project's scope, objectives, and implementation plan. In the context of environmental sustainability,

Timeline (WBRTPS)

Consent to Establish under the Air (Prevention and Control of Pollution) Act, 1981 & Water Act (Prevention and Control of Pollution) Act, 1974 is provided within a) 15 working days (for Green Category industries), b) 30 working days (for orange category industries), and c) 60 working days (for Red Category Industries) from the date of submission of application.

Instructions related to the application form

Sl. No.	Field Name	Instructions
1.	Select Establishment	From the dropdown list select the establishment type
2.	Name of Industry	Enter name of the industry
3.	Occupier Email	Mention email id details of the industry owner
4.	Service ID	Enter correct service ID
5.	Occupier Mobile	Add mobile number of the industry owner/occupier
6.	Industry Pin Code	Enter address pin code of the industry location
7.	Industry Telephone No	Enter telephone details of the industry
8.	Industry District	Enter district of the industry location
9.	Industry Address	Enter address details of the industry

User Manual

Consent to Establish under the Air (Prevention and Control of Pollution) Act, 1981) & Water Act (Prevention and Control of Pollution) Act, 1974

Provided as a service through 'SilpaSathi' the Online Single Window portal of State (WB)

Sl. No.	Field Name	Instructions
10.	First Name	Enter Applicant's first name
11.	Last Name	Enter Applicant's last name
12.	Industry Email	Mention email id details of the industry

User Manual


Consent to Establish under the Air (Prevention and Control of Pollution) Act, 1981 & Water Act (Prevention and Control of Pollution) Act, 1974

Provided as a service through 'SilpaSathi' the Online Single Window portal of State (WB)

Application Process through SilpaSathi

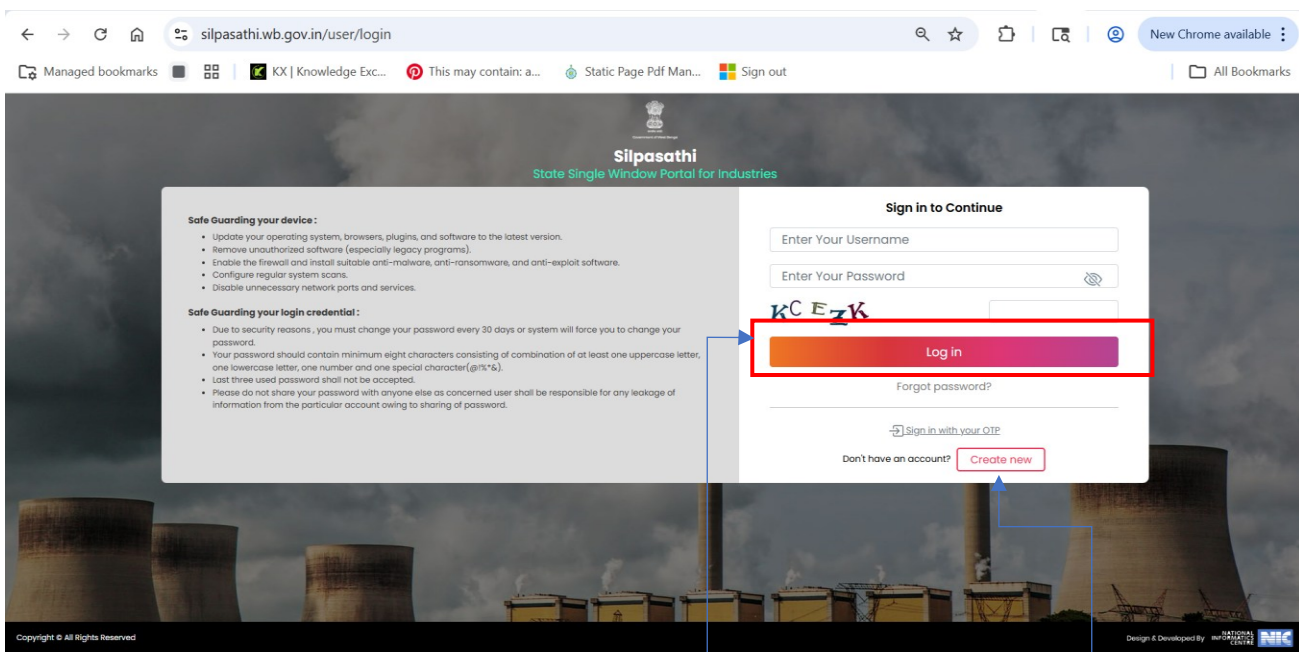
1. Online Application submission along with online submission of documents

The applicant has to access the <https://silpasathi.wb.gov.in/> and click on 'Apply online' button as demonstrated below:



Applicant Log-in: The user has to enter his login credentials in order to log in to the SilpaSathi portal.

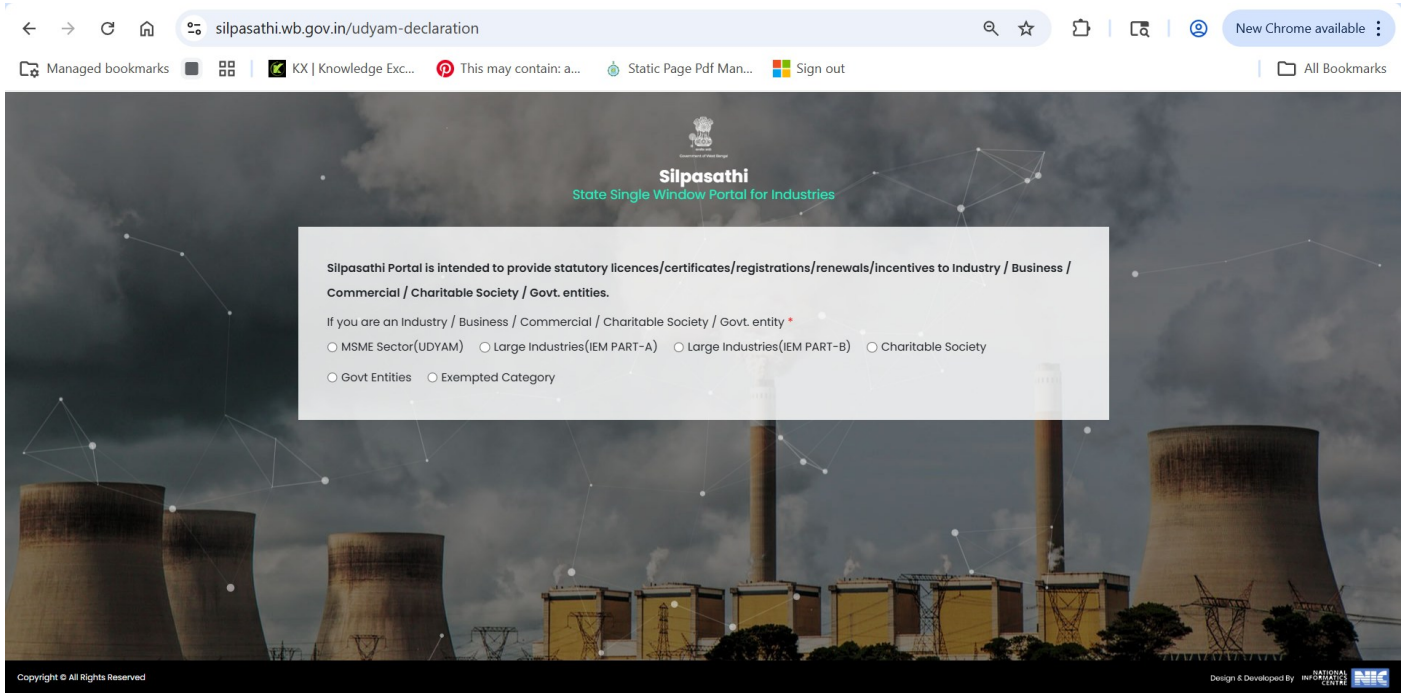
The following screen is displayed as below:



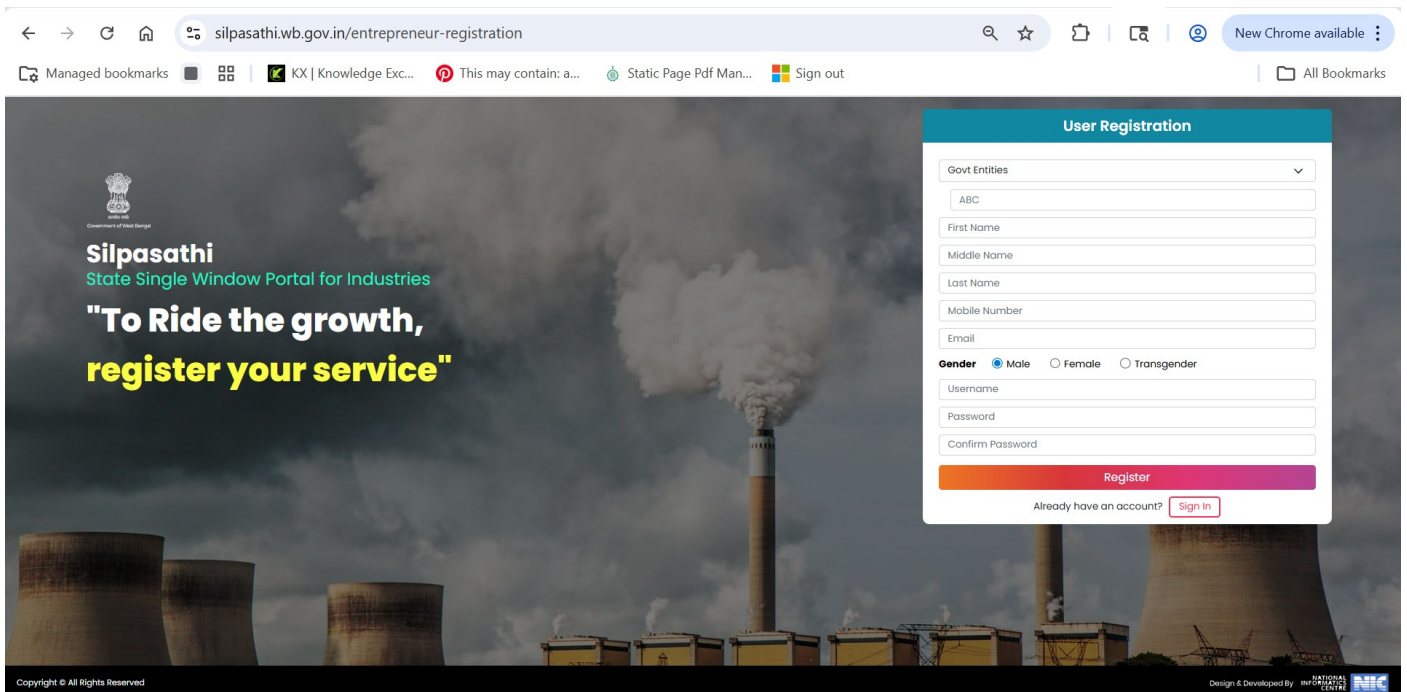
User Manual

Consent to Establish under the Air (Prevention and Control of Pollution) Act, 1981 & Water Act (Prevention and Control of Pollution) Act, 1974

Provided as a service through 'SilpaSathi' the Online Single Window portal of State (WB)



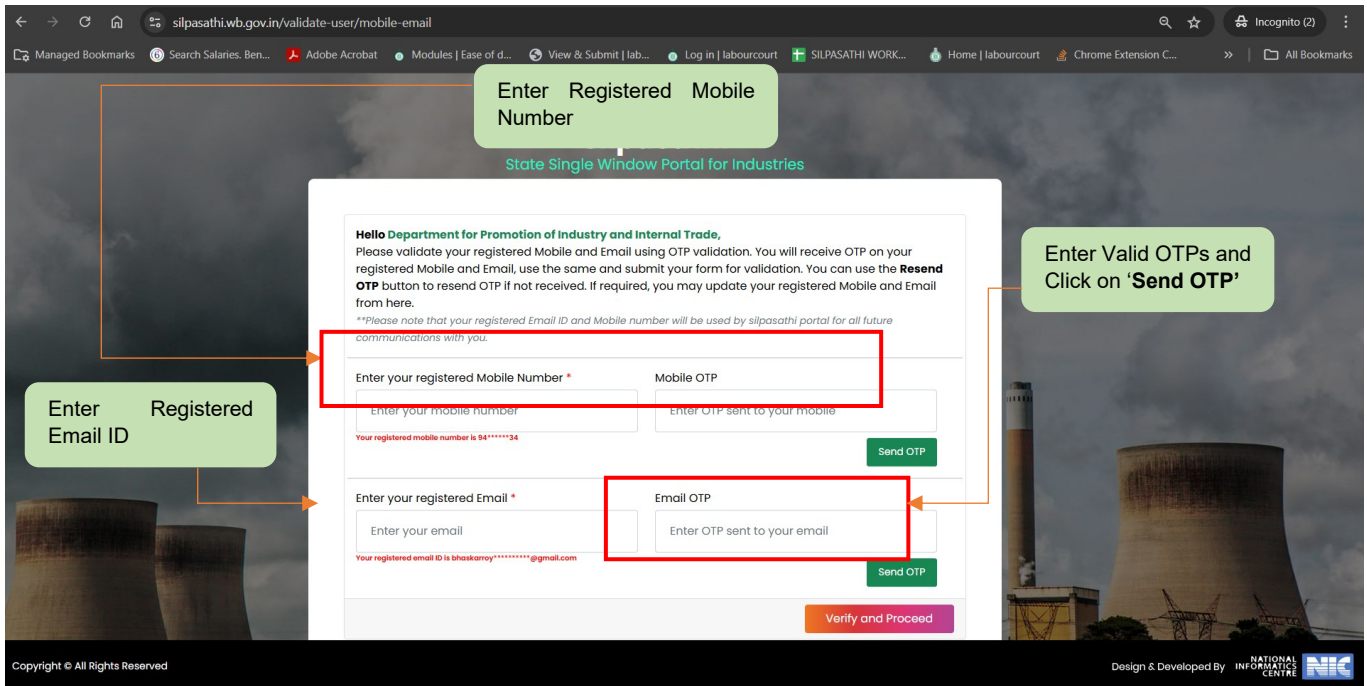
A new user has to register his mobile number and email id and fill the required details in the SilpaSathi portal. The user clicks on 'Create New' in order to proceed



User Manual

Consent to Establish under the Air (Prevention and Control of Pollution) Act, 1981 & Water Act (Prevention and Control of Pollution) Act, 1974

Provided as a service through 'SilpaSathi' the Online Single Window portal of State (WB)

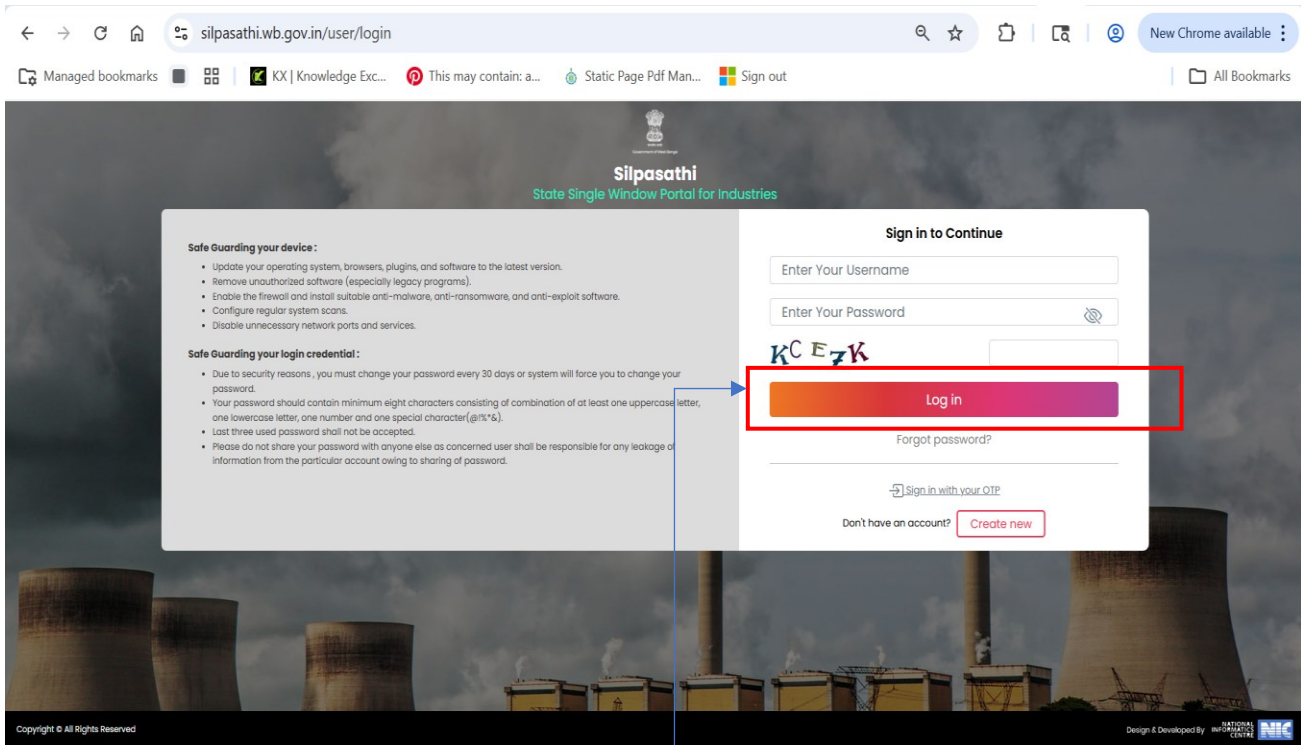


The user is now required to complete a two-factor authentication process:

- ✓ User enters his **Registered Mobile Number**. User **validates the OTP** sent to the mobile number.
- ✓ User enters his **Registered email id**. User **validates the OTP** sent to the email ID.

The user now has to click on '**Verify and Proceed**' to **validate the provided details**. On successful validation, the user is force-logged out from the system.

The user is now required to log in to the **SilpaSathi portal** with his valid credentials as displayed below:

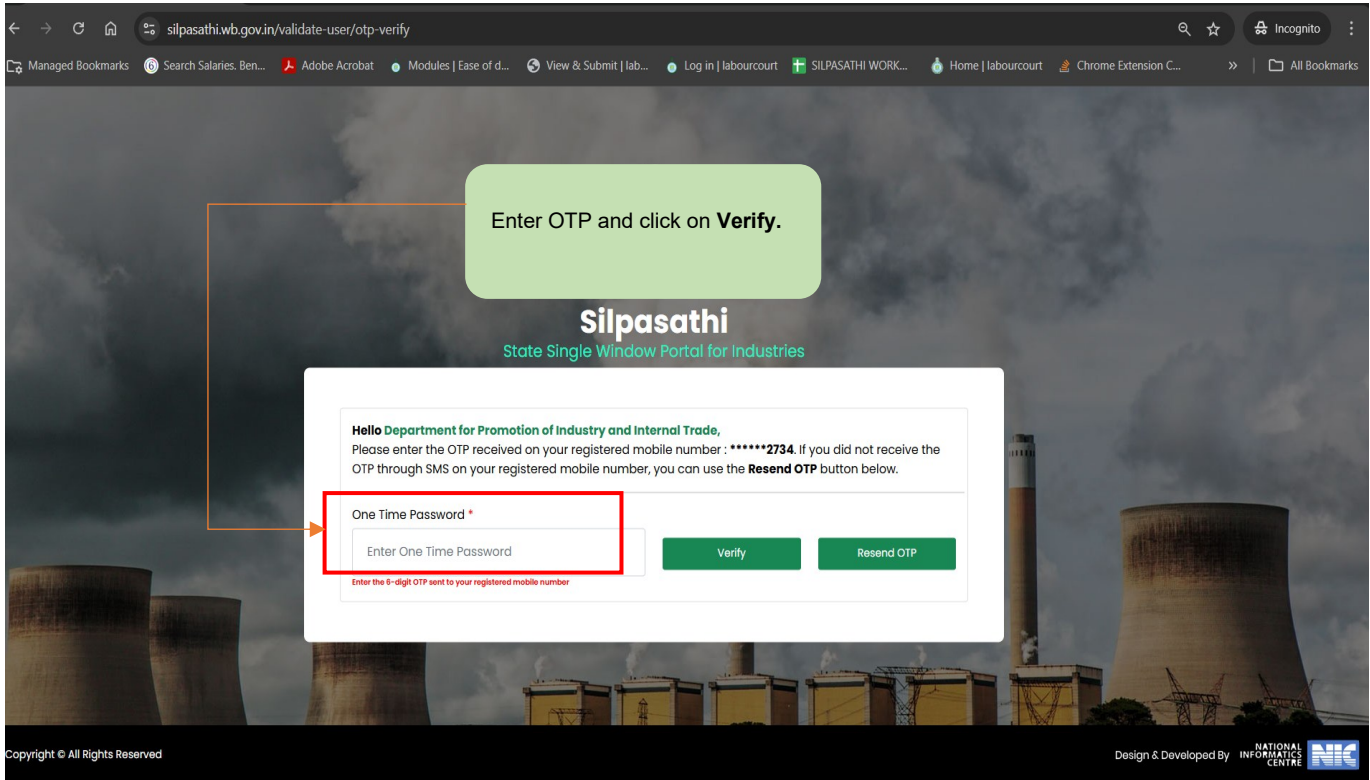


User Manual

Consent to Establish under the Air (Prevention and Control of Pollution) Act, 1981 & Water Act (Prevention and Control of Pollution) Act, 1974

Provided as a service through 'SilpaSathi' the Online Single Window portal of State (WB)

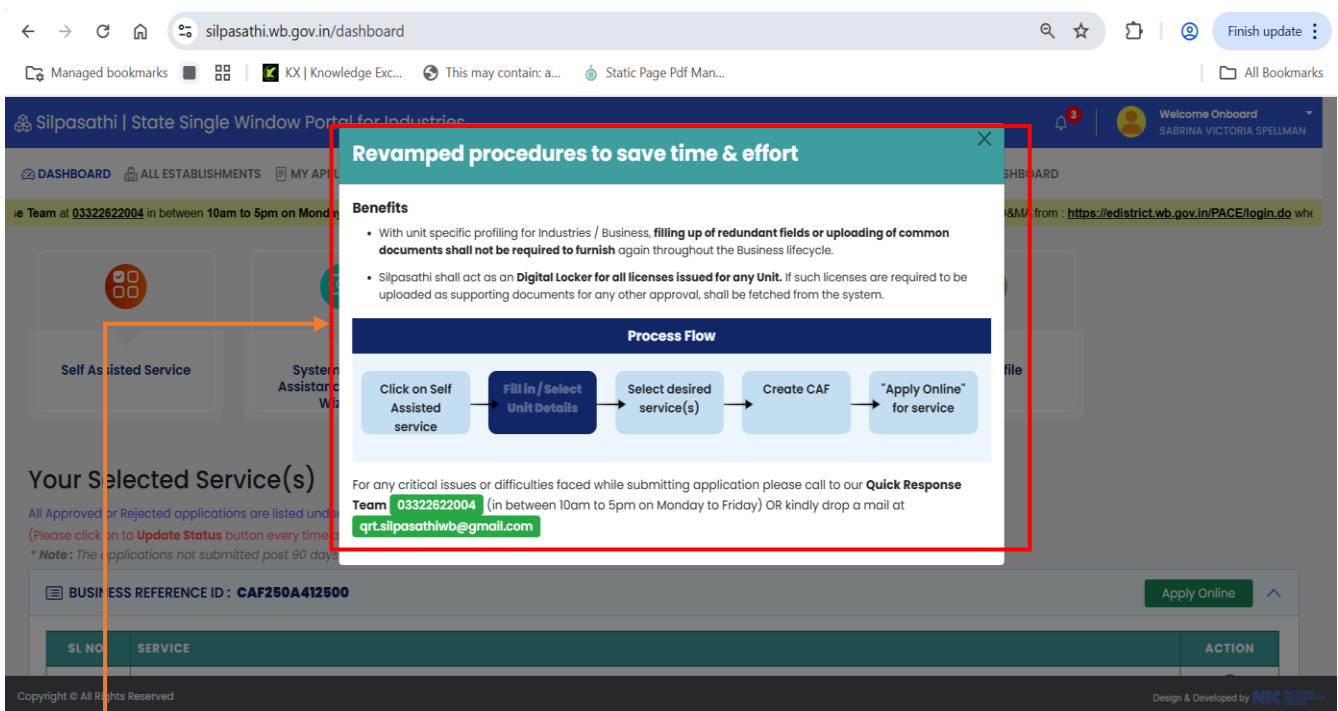
Once the user logs in, the following screen is now displayed to the user.



The user is now required to enter **One Time Password** sent to his registered mobile number and click on '**Verify**'.

The applicant now views the following Dashboard page after logging into the portal.

SilpaSathi Dashboard



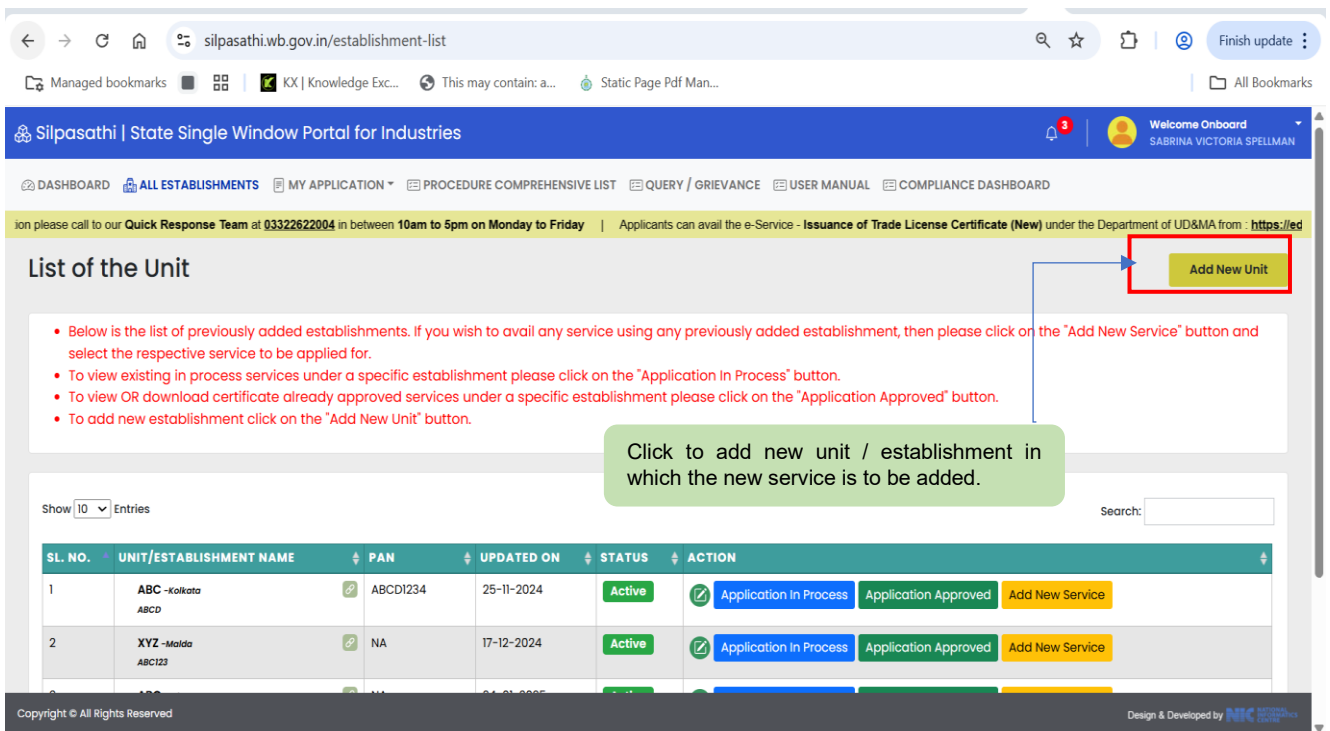
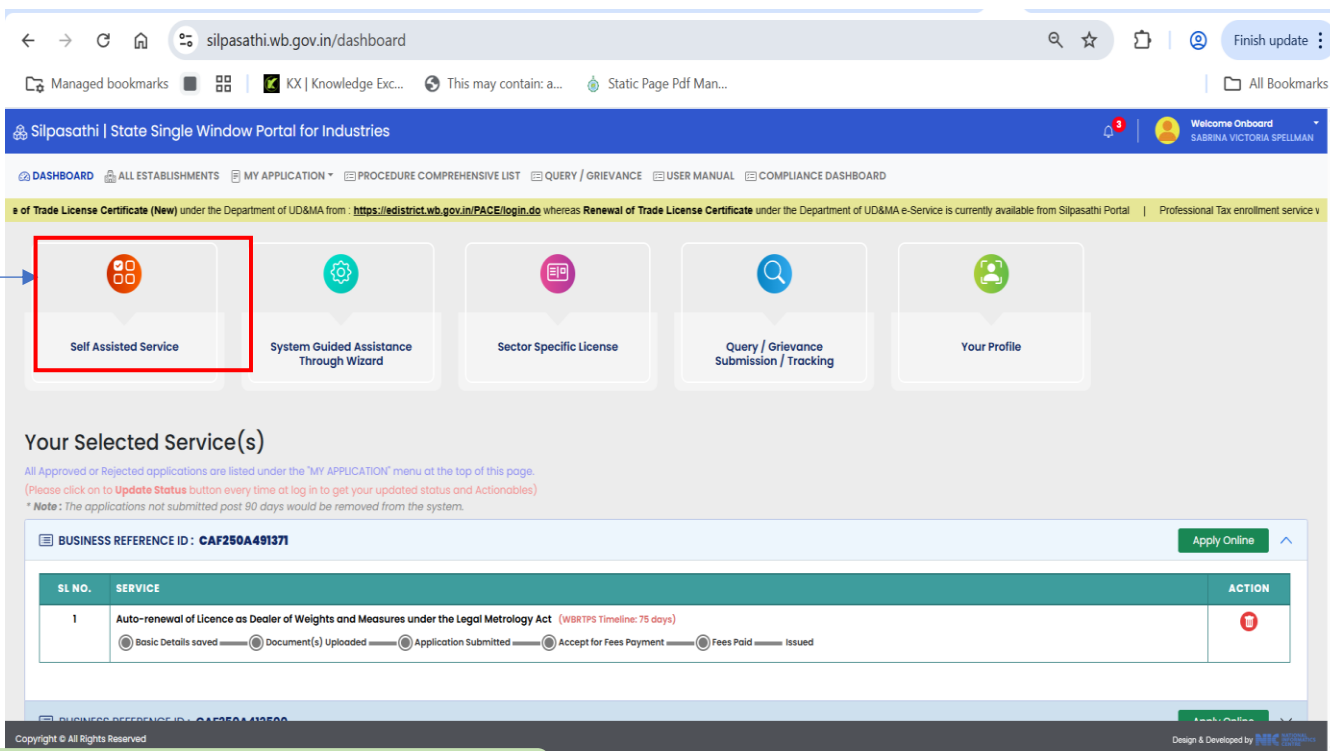
Basic procedural flow

'**Self Assisted Service**' and is navigated to the All **Establishment / Unit Page**.

User Manual

Consent to Establish under the Air (Prevention and Control of Pollution) Act, 1981 & Water Act (Prevention and Control of Pollution) Act, 1974

Provided as a service through 'SilpaSathi' the Online Single Window portal of State (WB)



The applicant can view the list of existing units/ establishments in the page. The applicant clicks on 'Add New Unit' or uses an existing unit in order to add the required service to be availed by clicking on 'Add New Service'.

User Manual

Consent to Establish under the Air (Prevention and Control of Pollution) Act, 1981 & Water Act (Prevention and Control of Pollution) Act, 1974

Provided as a service through 'SilpaSathi' the Online Single Window portal of State (WB)

Below is the list of previously added establishments. If you wish to avail any service using any previously added establishment, then please click on the 'Add New Service' button and select the respective service to be applied for.

- To view existing in process services under a specific establishment please click on the 'Application In Process' button.
- To view OR download certificate already approved services under a specific establishment please click on the 'Application Approved' button.
- To add new establishment click on the 'Add New Unit' button.

SL. NO.	UNIT/ESTABLISHMENT NAME	PAN	UPDATED ON	STATUS	ACTION
1	ABC -Kolkata ABCD	ABCDI234	25-11-2024	Active	Application In Process Application Approved Add New Service
2	XYZ -Malda ABC123	NA	17-12-2024	Active	Application In Process Application Approved Add New Service
3	ABC -Allpura XYZ	NA	24-01-2025	Active	Application In Process Application Approved Add New Service
4	ABCD -Bankura XUZW 1234	HPMPSEI245	11-06-2025	Active	Application In Process Application Approved Add New Service
5	XYZ -Jalpaiguri ABC123	NA	17-12-2024	Active	Application In Process Application Approved Add New Service
6	ABC -Bankura	HPMPSI22H	03-03-2025	Active	Application In Process Application Approved Add New Service

After clicking on '**Add New Unit**', the following page is displayed wherein the user can add relevant details in the **establishment form**.

This unit/establishment information is incomplete. Kindly complete this details before adding a new service under this same unit/establishment.

Unit Type*
--select--

Name Of The Unit*
Enter Name/Name of the Unit

New/Existing Unit*
-select-

Investment Amount (Rs /-)*
0

Turnover Amount (Rs /-)*
0

Category Of The Unit*
Category of Industry

Whether Owner Of Industry Is Female*
Whether owner of industry is female

Select Ownership Type
Select Ownership Type

Enter Permanent Account Number (PAN) Of Establishment*
Enter Permanent Account Number (PAN)

Select Identity Card Type
Select Identity Card Type

Enter GST No
Enter GST No

Select Sector*
Agriculture & Cooperation

Establishment Address

District*
Select District

Enter Subdivision*
Select Sub-division

Enter Area Type*
Select Area Type

Block*
Select Block

User Manual

Consent to Establish under the Air (Prevention and Control of Pollution) Act, 1981 & Water Act (Prevention and Control of Pollution) Act, 1974

Provided as a service through 'SilpaSathi' the Online Single Window portal of State (WB)

Copyright © All Rights Reserved

Design & Developed by

Once the form is completely filled, the user clicks on 'Submit' to finally submit the form. The user is notified in the page after successful submission of the form.

Copyright © All Rights Reserved

Design & Developed by

The user has to click on 'All Establishments' and he can view the list of establishments / unit he has added. Please refer to the screenshot below.

User Manual

Consent to Establish under the Air (Prevention and Control of Pollution) Act, 1981 & Water Act (Prevention and Control of Pollution) Act, 1974

Provided as a service through 'SilpaSathi' the Online Single Window portal of State (WB)

The screenshot shows the 'List of the Unit' page on the SilpaSathi portal. At the top, there is a navigation bar with the portal name and a user profile. Below the navigation bar, there is a heading 'List of the Unit' and an 'Add New Unit' button. A list of establishments is displayed in a table. A callout box with a green background and black text says 'The added establishment can be viewed from the list.' and has a blue arrow pointing to the third row of the table. The table has columns for SL. NO., UNIT/ESTABLISHMENT NAME, PAN, UPDATED ON, STATUS, and ACTION. The third row is highlighted with a red border. The 'ACTION' column for this row contains three buttons: 'Application In Process', 'Application Approved', and 'Add New Service'.

SL. NO.	UNIT/ESTABLISHMENT NAME	PAN	UPDATED ON	STATUS	ACTION
1	ABC -Kolkata ABCD	ABCDI234	25-11-2024	Active	Application In Process Application Approved Add New Service
2	XYZ -Malda ABC123	NA	17-12-2024	Active	Application In Process Application Approved Add New Service
3	ABC -Allpura XYZ	NA	24-01-2025	Active	Application In Process Application Approved Add New Service
4	ABCD -Bankura XUZW 1234	HPMPSEI245	11-06-2025	Active	Application In Process Application Approved Add New Service
5	XYZ -Jalpaiguri ABC123	NA	17-12-2024	Active	Application In Process Application Approved Add New Service
6	ABC -Bankura	HPMPSEI22H	03-03-2025	Active	Application In Process Application Approved Add New Service

The user shall click on 'Add New Service' in the particular unit to add the desired service.

The screenshot shows the 'List of the Unit' page on the SilpaSathi portal. A callout box with a green background and black text says 'Click to add new service.' and has a blue arrow pointing to the 'Add New Service' button in the third row of the table. The table is the same as in the previous screenshot.

SL. NO.	UNIT/ESTABLISHMENT NAME	PAN	UPDATED ON	STATUS	ACTION
1	ABC -Kolkata ABCD	ABCDI234	25-11-2024	Active	Application In Process Application Approved Add New Service
2	XYZ -Malda ABC123	NA	17-12-2024	Active	Application In Process Application Approved Add New Service
3	ABC -Allpura XYZ	NA	24-01-2025	Active	Application In Process Application Approved Add New Service
4	ABCD -Bankura XUZW 1234	HPMPSEI245	11-06-2025	Active	Application In Process Application Approved Add New Service
5	XYZ -Jalpaiguri ABC123	NA	17-12-2024	Active	Application In Process Application Approved Add New Service
6	ABC -Bankura	HPMPSEI22H	03-03-2025	Active	Application In Process Application Approved Add New Service

After clicking on 'Add New Service' the user can filter out the Department and thereby select the required service.

User Manual

Consent to Establish under the Air (Prevention and Control of Pollution) Act, 1981 & Water Act (Prevention and Control of Pollution) Act, 1974

Provided as a service through 'SilpaSathi' the Online Single Window portal of State (WB)

The screenshot shows the 'Add Service' page on the SilpaSathi portal. At the top, there is a navigation bar with 'DASHBOARD', 'ALL ESTABLISHMENTS', 'MY APPLICATION', 'PROCEDURE COMPREHENSIVE LIST', 'QUERY / GRIEVANCE', 'USER MANUAL', and 'COMPLIANCE DASHBOARD'. Below this, a yellow banner provides information about e-Service availability. The main content area is divided into two sections. The first section, titled 'Establishment details for the service to be added', shows the following information: **ABCD**, Owner Contact No.: NA, Address: XUZW 1234, District: Bankura, Investment Category: NA | Investment Amount (RS): 1000000 | Industry Category: MICRO. There is an 'Edit' button. The second section, 'Select any Service(s) applicable/required for this Unit', features a table with a search bar and a dropdown menu. The table lists several services under the 'Consumer Affairs' department, including 'Auto-renewal of Licence as Dealer of Weights and Measures under the Legal Metrology Act' and 'Licence as Dealer of Weights and Measures under the Legal Metrology Act'. A green callout box points to the establishment details, and another points to the list of services.

List of services from which the user can select the desired service.

The screenshot shows the 'Add Service' page on the SilpaSathi portal, specifically the 'Select The Required Service(s)' section. The page has a navigation bar with 'DASHBOARD', 'ALL ESTABLISHMENTS', 'ALL SERVICES', 'PROCEDURE COMPREHENSIVE LIST', and 'QUERY/GRIEVANCES'. Below the navigation bar, there is a search bar and a dropdown menu. The main content area is a table with a search bar and a dropdown menu. The table lists several services under the 'WBPCB - Environment' department, including 'Mobile Tower approval', 'Allotment of land in Industrial Area', 'Authorization under Bio-Medical Waste Management (Management and Handling) Rules, 2016', 'Authorization under Construction and Demolition Waste Management (Management and Handling) Rules, 2016', 'Authorization under Solid Waste Management (processing, recycling, treatment and disposal of solid waste) Rules, 2016', 'Authorization under the Hazardous and Other Wastes (Management and Transboundary Movement) Rules, 2016', 'Consent to Establish under the Air (Prevention and Control of Pollution) Act, 1981 & Water (Prevention and Control of Pollution) Act, 1974', 'Consent to Operate under the Air (Prevention and Control of Pollution) Act, 1981 & Water Act (Prevention and Control of Pollution) Act, 1974', and 'Registration for dealers under The Batteries(Management & Handling Rules), 2001'. A red box highlights the 'Consent to Establish...' service, and a green callout box points to it with the text 'Click to create CAF'. There is also a 'Create CAF' button at the bottom right of the table.

Once done, a list of services will appear. Applicants need to click on the checkbox adjacent to the service named 'Consent to Establish under the Air (Prevention and Control of Pollution) Act, 1981 & Water Act (Prevention and Control of Pollution) Act, 1974.

User Manual

Consent to Establish under the Air (Prevention and Control of Pollution) Act, 1981 & Water Act (Prevention and Control of Pollution) Act, 1974

Provided as a service through 'SilpaSathi' the Online Single Window portal of State (WB)

After selecting the service '**Consent to Establish under the Air (Prevention and Control of Pollution) Act, 1981 & Water Act (Prevention and Control of Pollution) Act, 1974 by WBPCB**', the applicant has to click on '**Create CAF**'. Applicant's CAF ID will be created. The unique CAF ID is referred to as the common application form.

Applicant's Dashboard

CAF ID generated.

Click on '*Apply Online*' to proceed with the application.

Establishment | Ease of doing bu... x +

silpasathi.wb.gov.in/dashboard

Ease of Doing Business | Single Window Services for Business

WELCOME ONBOARD
TEST USER

DASHBOARD ALL ESTABLISHMENTS ALL SERVICES PROCEDURE COMPREHENSIVE LIST QUERY/GRIEVANCES

For any technical query, kindly drop a mail at technical.helpdesk.silpasathi@gmail.com

Service Added Successfully

Add Establishment System Guided Assistance Through Wizard Self Assisted Service Licenses For Tourism Industry Track Your Query Your Profile

Your Selected Service(s)

BUSINESS REFERENCE ID : CAF2022000481

Apply Online ^

SL NO.	SERVICE	ACTION
1	Consent to Establish under the Air (Prevention and Control of Pollution) Act, 1981 & Water (Prevention and Control of Pollution) Act, 1974 (WBRTPS Timeline: Green-15, Orange-30, Red-60) ● Basic Details Saved. ● Application Submitted / Forwarded to Inspector ● Inprogress ● Clarification Raised and Clarification Closed by the Industry / Inspection Raised and Inspection Closed ● Application Returned ● Approved / Completed	

BUSINESS REFERENCE ID : CAF2022000518

Apply Online v

Copyright © All Rights Reserved

Design & Developed by

After clicking on '**Apply Online**' option, the applicant shall be redirected to the main application form.

The applicant will have to fill in the required details and click on '**Save and Continue**' to proceed with the application process (screenshot below):

User Manual

Consent to Establish under the Air (Prevention and Control of Pollution) Act, 1981 & Water Act (Prevention and Control of Pollution) Act, 1974

Provided as a service through 'SilpaSathi' the Online Single Window portal of State (WB)

Application Form

Common Application Form - CAF2022000481

Consent to Establish under the Air & Water (Prevention and Control of Pollution) Act, 1974

Application Details

Select Establishment *	Name of Industry *	Occupier Email *
Sample Establishment Name	Sample Establishment Name	Test5@Gmail.Com
Select CTE Type *	Service Id *	Occupier Mobile *
New	100	9876543210
Industry Pin Code *	Industry Telephone No *	Industry District *
700009	9876543210	Kolkata
Industry Address *	First Name *	Last Name *
Sample Industry Address	Sample First Name	Sample Last Name
Industry Email *		
Test5@Gmail.Com		

<< Back Save & Continue >>

The applicant shall review the filled in application form and proceed for final submission of application. Once reviewed, the applicant shall also be required to click on the Declaration checkbox on the bottom left of the application page before proceeding to 'Submit' button, as illustrated in the screenshots below.

Common Application Form Preview - CAF2022000481

Almost Completed 97%

PARAMETERS	INPUTS
Consent to Establish (New) under the Air (Prevention and Control of Pollution) Act, 1981 & Water (Prevention and Control of Pollution) Act, 1974 Form Data	
Name of Industry	Sample establishment name
Occupier Email	test5@gmail.com
Occupier Mobile	9876543210
Service Id	100
Industry Pin Code	700009
Industry Telephone No	9876543210
Industry District	Kolkata
Industry Address	Sample industry address
First Name	Sample first name
Last Name	Sample Last name
Industry Email	Test5@Gmail.Com

UPLOADED SUPPORTING DOCUMENTS

Uploaded Documents Not Available

I hereby declare that the particulars given above are true to the best of my knowledge and belief *

Submit

Declaration Statement

Click to continue with the application process.

User Manual

Consent to Establish under the Air (Prevention and Control of Pollution) Act, 1981 & Water Act (Prevention and Control of Pollution) Act, 1974

Provided as a service through 'SilpaSathi' the Online Single Window portal of State (WB)

Upon completion of the application process the applicant clicks on the **'Submit'** button for final submission of the application. Please refer to the screenshots below for detailed illustrations.

On clicking on 'Submit' link, the following webpage appears post submission of application with updated Status.

The screenshot shows the 'Current Status-CAF2022000481' page on the SilpaSathi portal. A table lists the stages of the application process with their respective current statuses. A green box labeled 'Status updated.' points to the 'Basic Details Saved' row, which has a 'Completed' status. Other rows show 'Pending' statuses for 'Application Submitted / Forwarded to Inspector', 'Inprogress', 'Clarification Raised and Clarification Closed by the industry / Inspection Raised and Inspection Closed', 'Application Returned', and 'Approved / Completed'.

NAME OF THE SERVICES	CURRENT STATUS	DATE
Consent to Establish under the Air (Prevention and Control of Pollution) Act, 1981 & Water (Prevention and Control of Pollution) Act, 1974	Basic Details Saved.	Completed
	Application Submitted / Forwarded to Inspector	Pending
	Inprogress	Pending
	Clarification Raised and Clarification Closed by the industry / Inspection Raised and Inspection Closed	Pending
	Application Returned	Pending
	Approved / Completed	Pending

The applicant /user shall be notified via SMS and email on his registered phone number and email id respectively. The applicant receives notifications at different stages of the application - application submission, application approval, etc.

The image shows two notification examples. The top one is an SMS message: 'Application submitted. Status can also be checked online at any time through the Applicant Dashboard by logging into the Silpasathi Portal. Please keep this CAF number saved for future reference. CAF No.: CAF2024XXXXXX Dt.: 22-07-2024 14:03:05 - Silpa Sathi SWP, Govt. of WB'. A green box labeled 'Application status notified through SMS.' points to this message. The bottom one is an email notification from 'silpasathi.wb.gov.in' with the subject 'Common Application Submitted - silpasathi.wb.gov.in'. The email body says: 'Application submitted. Please check your status at regular intervals for taking necessary action as guided by the system. Keep this number for future reference. CAF No - CAF2022000481 Dt: 22-09-2022 11:07:11 Silpa Sathi SWP, Govt. of WB'. A green box labeled 'Application status notified through email.' points to this email.

User Manual

Consent to Establish under the Air (Prevention and Control of Pollution) Act, 1981 & Water Act (Prevention and Control of Pollution) Act, 1974

Provided as a service through 'SilpaSathi' the Online Single Window portal of State (WB)

2. Track Status of Application

Applicant's Dashboard

Click on 'Check status' to view the latest status of the application.

The dashboard features a navigation bar with 'EASE OF DOING BUSINESS | Single Window Services for Business' and a user profile 'Welcome Onboard TEST USER'. Below are service tiles: Add Establishment, System Guided Assistance Through Wizard, Self Assisted Service, Licenses For Tourism Industry, Track Your Query, and Your Profile. The 'Your Selected Service(s)' section lists three services, each with a 'Check Status' button and an 'Apply Online' button. The first service is highlighted with a red box around its 'Check Status' button and a yellow box around its 'Click to Proceed' button.

SL NO.	SERVICE	ACTION
1	Consent to Establish under the Air (Prevention and Control of Pollution) Act, 1981 & Water (Prevention and Control of Pollution) Act, 1974 (WBRTPS Timeline: Green-15, Orange-30, Red-60) ● Basic Details Saved ● Application Submitted / Forwarded to Inspector ● Inprogress ● Clarification Raised and Clarification Closed by the industry / Inspection Raised and Inspection Closed ● Application Returned ● Approved / Completed	Click to Proceed
	BUSINESS REFERENCE ID : CAF2022000481	Check Status
	BUSINESS REFERENCE ID : CAF2022000518	Apply Online
	BUSINESS REFERENCE ID : CAF2022000517	Apply Online
	BUSINESS REFERENCE ID : CAF2022000513	Apply Online

Status Dashboard

The status dashboard shows the 'Current Status-CAF2022000481' for the service 'Consent to Establish under the Air (Prevention and Control of Pollution) Act, 1981 & Water (Prevention and Control of Pollution) Act, 1974'. A table lists the status of various steps in the process.

NAME OF THE SERVICES	CURRENT STATUS	DATE
Basic Details Saved.	Completed	
Application Submitted / Forwarded to Inspector	Pending	
Inprogress	Pending	
Clarification Raised and Clarification Closed by the industry / Inspection Raised and Inspection Closed	Pending	
Application Returned	Pending	
Approved / Completed	Pending	

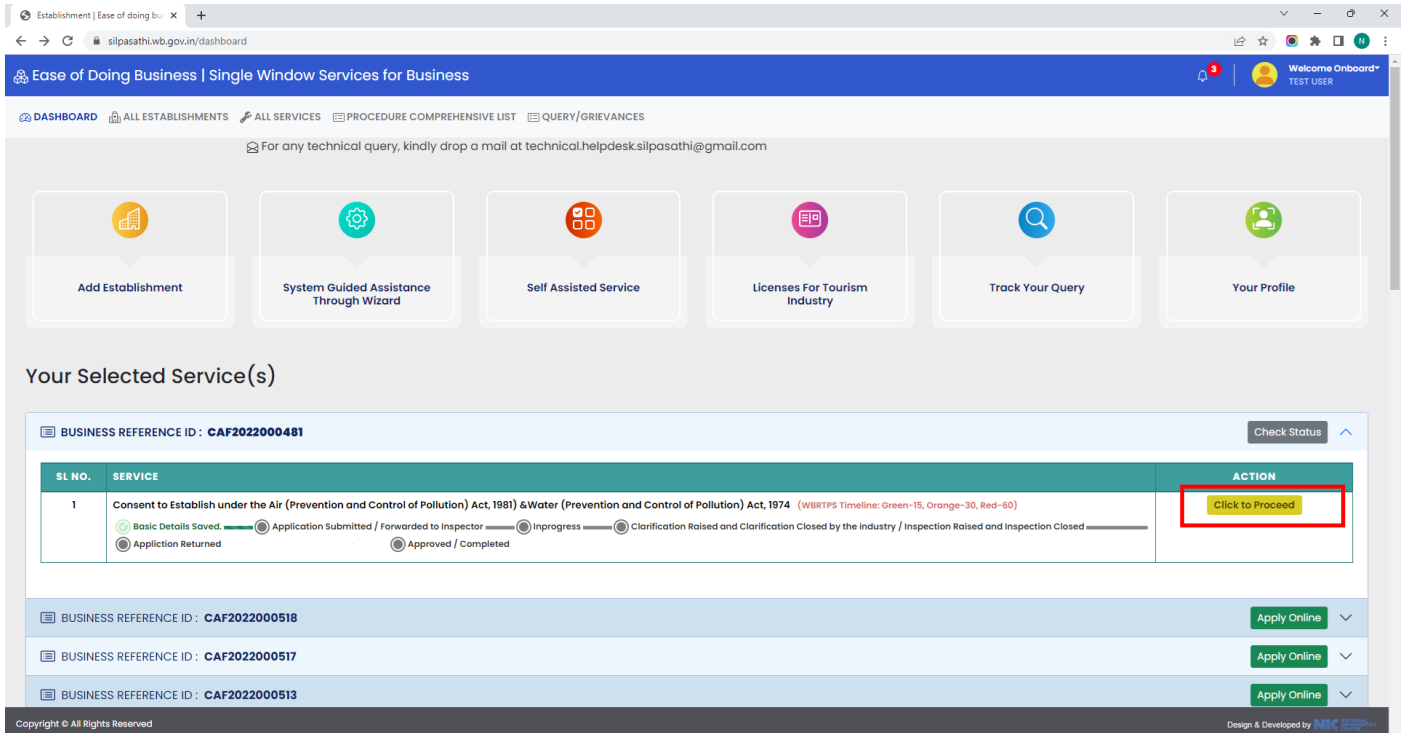
Application status updated.

User Manual

Consent to Establish under the Air (Prevention and Control of Pollution) Act, 1981 & Water Act (Prevention and Control of Pollution) Act, 1974

Provided as a service through 'SilpaSathi' the Online Single Window portal of State (WB)

The applicant clicks on 'Click to Proceed' button to further processing of the application. The applicant can now view the Departmental Application page and proceed with the application.



Note: Latest status can be seen any time through Applicant's Dashboard

Process illustrated in the screenshots below:

The applicant can now view his submitted applications in the **West Bengal Pollution Control Board (WBPCB)** page. Once reviewed, the application will be submitted successfully with a **unique application ID** along with the downloadable form, as mentioned in the preceding screenshots below:

Step 1: Enter details about Industry.

User Manual

Consent to Establish under the Air (Prevention and Control of Pollution) Act, 1981 & Water Act (Prevention and Control of Pollution) Act, 1974

Provided as a service through 'SilpaSathi' the Online Single Window portal of State (WB)

West Bengal Pollution Control Board
Online Consent Management & Monitoring System
West Bengal Pollution Control Board
(Department of Environment, Govt. of West Bengal)

Home

The Pollution Control Board has been established as a regulatory authority for implementing various pollution control laws.

Send us your feedback and suggestions

click here for any kind complaints or query

Industry not registered with this name, address and caf no.

Industry Details	Occupier Details
Industry Name: *	Sample establishment nan
Industry Type: *	
Category: *	Selected Value:-
Industry Status: *	operational (select current status)
Total Cost of the Plant and Machinery: *	0.0
Total Cost of the project (as stated in the affidavit): *	0
Scale of Industry: *	
GST No.	
PAN No.	
Street/Road/Building Name: *	Sample industry address (enter industry address)
Plot No./Dag No.:	
City/Village/Town:	
Area in Square Meters:	
District: *	Kolkata
Police Station: *	Previous selected Police Station:-
Pin: *	(enter PIN of industry address)
Phone No. with STD Code:	(STD Code - Number)
Fax No. with Area Code:	(STD Code - Number)
Email:	e.g. info@abc.com

Fields marked * are mandatory

West Bengal Pollution Control Board
Online Consent Management & Monitoring System
West Bengal Pollution Control Board
(Department of Environment, Govt. of West Bengal)

Home

The Pollution Control Board has been established as a regulatory authority for implementing various pollution control laws.

Send us your feedback and suggestions

click here for any kind complaints or query

Industry not registered with this name, address and caf no.

Industry Details	Occupier Details
Industry Name: *	Sample establishment nan
Industry Type: *	Airports and Commercial Air Strips(waste water generation>100KLD)
Category: *	RED Selected Value:-
Industry Status: *	operational (select current status)
Total Cost of the Plant and Machinery: *	5000000.00 ₹Lakh
Total Cost of the project (as stated in the affidavit): *	50000000 ₹Crore
Scale of Industry: *	Large
GST No.	
PAN No.	
Street/Road/Building Name: *	Sample industry address (enter industry address)
Plot No./Dag No.:	258
City/Village/Town:	Kolkata
Area in Square Meters:	5000
District: *	Kolkata
Police Station: *	Allpore Previous selected Police Station:-
Pin: *	700010 (enter PIN of industry address)
Phone No. with STD Code:	0 8562346 (STD Code - Number)
Fax No. with Area Code:	(STD Code - Number)
Email:	info@abc.com e.g. info@abc.com

Fields marked * are mandatory

Update Reset

Site designed, hosted by National Informatics Center
© Content Owned, Updated and Maintained by West Bengal Pollution Control Board

Step 2: Enter details about Occupier.

User Manual

Consent to Establish under the Air (Prevention and Control of Pollution) Act, 1981 & Water Act (Prevention and Control of Pollution) Act, 1974

Provided as a service through 'SilpaSathi' the Online Single Window portal of State (WB)

The Pollution Control Board has been established as a regulatory authority for implementing various pollution control laws.

Send us your feedback and suggestions

click here for any kind complaints or query

Industry not registered with this name, address and caf no.

Industry Details Occupier Details

Applicant Name*: Test (maximum 50 chars)
Designation*: Director (designation of occupant)
Street/Road/Building Name*: Abc (Street/Road/Building Name, max 100 chars)
Status of Applicant: Individual
City*: Kolkata (city of address)
District*: Kolkata (select district)
Police Station*: Alipore
Pin*: 700010 (PIN of occupant address)
Phone No. with Area Code: 0 456123 (STD Code - Number)
Fax No. With Area Code: (STD Code - Number)
Mobile No*: 9876543210 (occupant mobile no)
E-Mail Address*: test7@gmail.com (e.g. info@abc.com)

Name, Address and Telephone of the Chairman/Managing Director/Owner/Board of Director List (Full Time or Part Time) Other kinds or Office Bearers are to be Furnished with their Period of Tenures in the Respective Office

Example:-
Name:-Ruhish
Designation:-Chairman
Address:-Jabalpur
Period Of Tenures:-25/01/2005 to 21/06/2009
Telephone:-3234123

Hint Question*: What is your Nickname?
Your Answer*: (answer of hint question)
Generated Password*: 3100 This is one time password

Fields marked * are mandatory

Update Print

Site designed, hosted by National Informatics Center

Step 3: Enter details about Industry.

West Bengal Pollution Control Board

Online Consent Management & Monitoring System
West Bengal Pollution Control Board
(Department of Environment, Govt. of West Bengal)

Home Consent Management Logout

Industry Profile
Fee Calculator

Send us your feedback and suggestions

Welcome Sample establishment name Date : 22-9-2022

Industry Sample establishment name updated

Industry Occupier Other Product W Emiss./Disch. Air Emission NOISE HWM/SWM

Documents

Industry Details

Full Name of Industry/Institute/Premises/Area/Land/Treatment Plant/Local body/Units/firm*: Sample establishment name
Total cost of the Plant and Machinery*: 5000000.00 (in Rs)
Total cost of the Project (as stated in the affidavit): 500000000.00 (in Rs)
Total investment on control Air pollution:
Plot No./Dag No./Revenue Survey No./Chalta No./TC No.: 25B
Police Station*:
PD*:
Local Body*:
Ward No.*:
JL No.*:
Address*: Sample industry address (address where industry is established)
Pin: 700010 (pin of address locality)
S.T.D. Code(Phone): 0 (std code of phone no)
Phone No: 8562346 (phone no upto 8 characters)
E-Mail Address*: info@abc.com (e.g. info@abc.com)
Commissioning Month/Year*: January 2022

Do You Want To Save The Application as Completed Save Draft

User Manual

Consent to Establish under the Air (Prevention and Control of Pollution) Act, 1981 & Water Act (Prevention and Control of Pollution) Act, 1974

Provided as a service through 'SilpaSathi' the Online Single Window portal of State (WB)

Step 4: Enter details about Occupier.

The screenshot shows the 'Occupiers Details' form in the 'Consent Management' section. The form includes the following fields:

Applicant Name:	Test	(name of occupant)
Nationality of Applicant:		
Street/Road/Building Name :	Abc	(address of occupant)
Status Of Applicant:	Individual	
City /Town / Village :	Kolkata	(city where occupant live)
Pin :	700010	(pin of address locality)
S.T.D. Code(Phone):	0	(std code of phone no)
Phone No:	456123	(phone no upto 8 characters)
Mobile No:	9876543210	(mobile no upto 12 characters with country code)
Email Address :	test7@gmail.com	(e.g. info@abc.com)

At the bottom of the form, there are radio buttons for 'Completed' and 'Save Draft', with 'Save Draft' selected. A 'Save' button is located below the radio buttons.

Step 5: Additional Details

The screenshot shows the 'Other Details' form in the 'Consent Management' section. The form includes the following fields:

Population residing in the Quarters / Colony, if applicable	25
Number of persons engaged by the factory :	30
Workers/Labourer (including contract engagements)	15
Management Staff	10
Others (Night watchman etc.)	5
No. of working hour per day	24
No. of working day per year	365
Consent Validity Period :	22/09/2022
Expenditure to be incurred for implementation of Environmental Management Plan (Capital Investment) :	0 (in Rs)

The 'Other Details' tab is highlighted with a red box. At the bottom of the form, there are radio buttons for 'Completed' and 'Save Draft', with 'Save Draft' selected. A 'Save' button is located below the radio buttons.

User Manual

Consent to Establish under the Air (Prevention and Control of Pollution) Act, 1981 & Water Act (Prevention and Control of Pollution) Act, 1974

Provided as a service through 'SilpaSathi' the Online Single Window portal of State (WB)

Step 6: Enter details about product.

The screenshot shows the 'Product' tab selected in the 'Documents' section. The table below lists the product details and their actions:

Product Details And Expenditure	Action
List of Production Details*	Add View Delete
Raw Material Details	Add View Delete

* Instructions:

- click "Add" link to add the product details
- click "View" link to view the product details
- click "Delete" link to delete the product details
- To update the product delete, first delete the product details you want to edit and then add new one.

Do You Want To Save The Application as: Completed Save Draft

Save

Step 7: Enter details about Water Emission/ Discharge

The screenshot shows the 'W Emiss./Disch.' tab selected in the 'Documents' section. The table below lists the water emission/discharge details and their actions:

Water Emission/Discharge	Action
Waste Water Treatment Plant Details	Add View Delete
Expected water consumption for different uses	Add View Delete
Water Consumption Details	Add View Delete
Waste Water Discharge point	Add View Delete
Waste Water Generated.	Add View Delete
Physical Characteristics Details	Add View Delete
Chemical Characteristics Details	Add View Delete

Do you propose to recirculate/ reuse treated water and/or dual / plumbing system any:

Proposed treatment facility of liquid waste if yes, please give details of the treatment facility:

Is the effluent toxic?:

Is there any sudden change of temperature of effluent exceeding 10 degree C at any time?:

Give details and percentage of recycling or re-use of waste water/ treated effluent/ other products, if envisaged:

Give material balance of the water consumption in different waste-water generation:

Attach latest analysis report of the Board or Board's recognised laboratory showing quality of liquid waste discharge (before and after treatment):

What monitoring arrangement is currently there or proposed:

Whether water meter at water intake points installed:

Whether energy meter of E.T.P. installed:

Whether wastewater flow measuring device installed:

User Manual

Consent to Establish under the Air (Prevention and Control of Pollution) Act, 1981 & Water Act (Prevention and Control of Pollution) Act, 1974

Provided as a service through 'SilpaSathi' the Online Single Window portal of State (WB)

Step 8: Air Emission Details

The screenshot shows the 'Air Emission' section of the online consent management system. The page includes a navigation menu with tabs for Industry, Occupier, Other, Product, W Emiss./Disch., Air Emission, NOISE, and HWM/SWM. The 'Air Emission' tab is active, displaying a table with columns for 'Air Emission' and 'Action'. The table lists various emission sources such as Stack Details, Process Emissions, Fuel Consumption, Boilers, Air pollution control system, D.G Sets, and Flue Gas Emissions. Each row has 'Add', 'View', and 'Delete' links. Below the table, there are input fields for 'State the total qty of Air handled by ventilation equipment', 'Annual operation and maintenance cost of Air pollution control plant', 'Further action that is being taken by the firm to control Air Pollution', and 'Other relevant information, if any'. There are also dropdown menus for 'Whether facilities available for liquid waste treatment if yes', 'Proposed facility for liquid waste treatment if yes', and 'Power Supply Agency at the factory premises'. A 'Save' button is highlighted with a red box at the bottom of the form. The page also includes a sidebar with a 'Send us your feedback and suggestions' link and a footer with the West Bengal Pollution Control Board logo and contact information.

Step 9: Noise Details.

The screenshot shows the 'Noise Details' section of the online consent management system. The page includes a navigation menu with tabs for Industry, Occupier, Other, Product, W Emiss./Disch., Air Emission, NOISE, and HWM/SWM. The 'NOISE' tab is active, displaying a table with columns for 'NOISE POLLUTION' and 'Action'. The table lists 'Details of sources of Noise Pollution' and 'Describe the type of acoustic enclosure/insulation proposed to be provided to control noise generated from the D.G. Set'. Below the table, there are input fields for 'Details of sources of Noise Pollution' and 'Describe the type of acoustic enclosure/insulation proposed to be provided to control noise generated from the D.G. Set'. There are also dropdown menus for 'Whether facilities available for liquid waste treatment if yes', 'Proposed facility for liquid waste treatment if yes', and 'Power Supply Agency at the factory premises'. A 'Save' button is highlighted with a red box at the bottom of the form. The page also includes a sidebar with a 'Send us your feedback and suggestions' link and a footer with the West Bengal Pollution Control Board logo and contact information.

User Manual

Consent to Establish under the Air (Prevention and Control of Pollution) Act, 1981 & Water Act (Prevention and Control of Pollution) Act, 1974

Provided as a service through 'SilpaSathi' the Online Single Window portal of State (WB)

Step 10: HWM/SWM details

The screenshot shows the 'Online Consent Management & Monitoring System' interface. The header includes the West Bengal Pollution Control Board logo and navigation links for Home, Consent Management, and Logout. The main content area displays a 'Welcome Sample establishment name' message and a 'Save' button highlighted with a red box. Below this, there are tabs for Industry, Occupier, Other, Product, W Emiss./Disch., Air Emission, NOISE, and HWM/SWM. The 'Documents' section contains a table with columns for Hazardous Waste, Solid Wastes, and Action (Add, View, Delete). Below the table, there are fields for 'Name and Details of Processing technology', 'Type and quality of waste to be processed per day', and 'Measures to be taken for safety of workers working in the plant'. A 'Save' button is also highlighted with a red box.

Step 11: Upload Documents

The screenshot shows the 'Online Consent Management & Monitoring System' interface. The header includes the West Bengal Pollution Control Board logo and navigation links for Home, Consent Management, and Logout. The main content area displays a 'Welcome Sample establishment name' message and a 'Save' button highlighted with a red box. Below this, there are tabs for Industry, Occupier, Other, Product, W Emiss./Disch., Air Emission, NOISE, and HWM/SWM. The 'Documents' section contains a table with columns for Upload Required Documents, View Documents, and Delete Saved Documents. Below the table, there are fields for 'Name and Details of Processing technology', 'Type and quality of waste to be processed per day', and 'Measures to be taken for safety of workers working in the plant'. A 'Save' button is also highlighted with a red box.

User Manual

Consent to Establish under the Air (Prevention and Control of Pollution) Act, 1981 & Water Act (Prevention and Control of Pollution) Act, 1974

Provided as a service through 'SilpaSathi' the Online Single Window portal of State (WB)

https://wbocmms.nic.in/indApplicationDetails/popUploadDoc/2752267 - Google Chrome

Not secure | https://wbocmms.nic.in/indApplicationDetails/popUploadDoc/2752267

[Add More Document](#)

Application For	Document Name	Choose File	No file chosen	Document Name
CTE RED ORANGE	Project Report with details of emission, effluent, solid waste management plan, raw materials, finished products, manufacturing process including list of machinery*	Choose File	No file chosen	Upload Black & White 150 Dpi pdf documents
CTE RED ORANGE	Copy of EC for EC Attracting projects	Choose File	No file chosen	Upload Black & White 150 Dpi pdf documents
CTE RED ORANGE	Paid bank challan, if any	Choose File	No file chosen	Upload Black & White 150 Dpi pdf documents
CTE RED ORANGE	Any land related document rent agreement, rent receipt, land deed, porch, lease document as applicable*	Choose File	No file chosen	Upload Black & White 150 Dpi pdf documents
CTE RED ORANGE	Gross Capital Investment Certificate Self certified undertaking*	Choose File	No file chosen	Upload Black & White 150 Dpi pdf documents

[Save](#)

Uploaded Documents Details

[Exit](#)

Not secure | https://wbocmms.nic.in/indApplicationDetails/saveConsentForSingleWindow?radioButton1=CTE&consent=both&appFor=new&serviceId=100&caf_id_no=CAF2022000481#

Online Consent Management & Monitoring System

West Bengal Pollution Control Board
(Department of Environment, Govt. of West Bengal)

Home
Consent Management
Logout

- Industry Profile
- Fee Calculator

Send us your feedback and suggestions

Welcome Sample establishment name Date : 22-8-2022

Industry Sample establishment name updated

Industry
Occupier
Other
Product
W Emiss./Disch.
Air Emission
NOISE
HWM/SWM

Documents

Documents Details	
Upload Required Documents	Upload
View Documents	View
Delete Saved Documents	Delete

*** Instructions:**

For Online Document Upload:

- Click link "upload" to upload the document
- Click "Browse" to select the document
- You can select multiple documents at the same time
- Select all the documents by clicking "Browse" button
- Select all the documents by clicking "Browse" button
- Click "Save" button to upload the document
- Message "Document successfully uploaded" will be displayed

Do You Want To Save The Application as Completed Save Draft

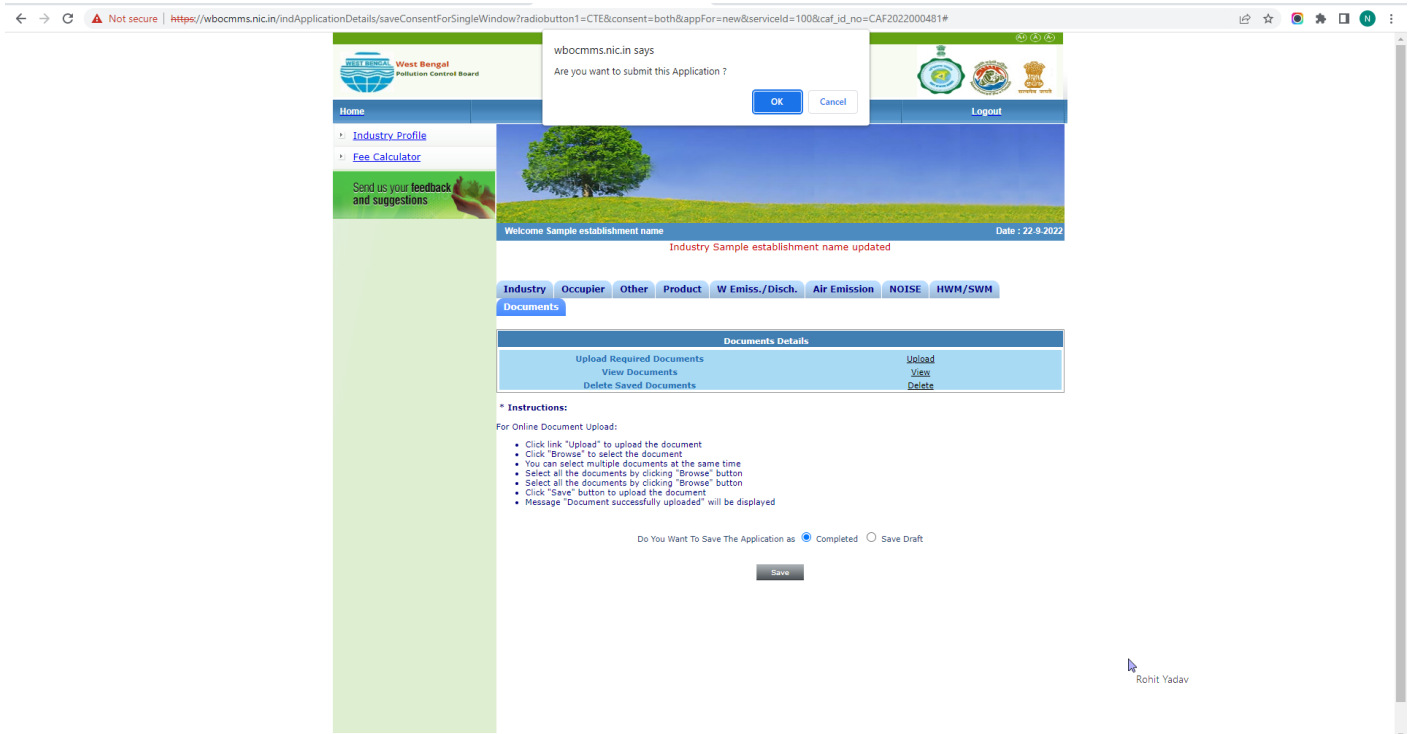
[Save](#)

Final Submission of application

User Manual

Consent to Establish under the Air (Prevention and Control of Pollution) Act, 1981 & Water Act (Prevention and Control of Pollution) Act, 1974

Provided as a service through 'SilpaSathi' the Online Single Window portal of State (WB)



Note: The application can be saved at draft mode in any stage.



User Manual

Consent to Establish under the Air (Prevention and Control of Pollution) Act, 1981 & Water Act (Prevention and Control of Pollution) Act, 1974

Provided as a service through 'SilpaSathi' the Online Single Window portal of State (WB)

West Bengal Pollution Control Board
Online Consent Management & Monitoring System
West Bengal Pollution Control Board
(Department of Environment, Govt. of West Bengal)

Home | Consent Management | Logout

Industry Profile
Fee Calculator

Send us your feedback and suggestions

Welcome Sample establishment name Date : 22-9-2022

Industry	Other	Product	W Emiss./Disch.	Air Emission	NOISE	HWM/SWM	Print Form
Documents							
General Details							
Consent Type*:	CTE						
Consent For*:	both						
Application For*:	new						
Industry Details							
Industry Name*:	Sample establishment name						
Category:	RED						
Total cost of the Plant and Machinery*:	5000000.00 (in Rs)						
Total cost of the Project (as stated in the affidavit):	500000000.00 (in Rs)						
Total investment on control Air pollution:							
Plot No./Dag No./Revenue Survey No./Chaite No./FC No.:	258						
Police Station*:							
PO*:							
Local Body*:							
Ward No.:							
JL No.:							
Street/Road/Building Name*:	Sample industry address						
City:	Kolkata						
Pin:	700010						
S.T.D. Code(Phone)*:	0						
Phone No*:	8562346						
E-Mail Address:	info@abc.com						
Month/Year Of Commission:	January / 1900						

CTE(2752267).pdf

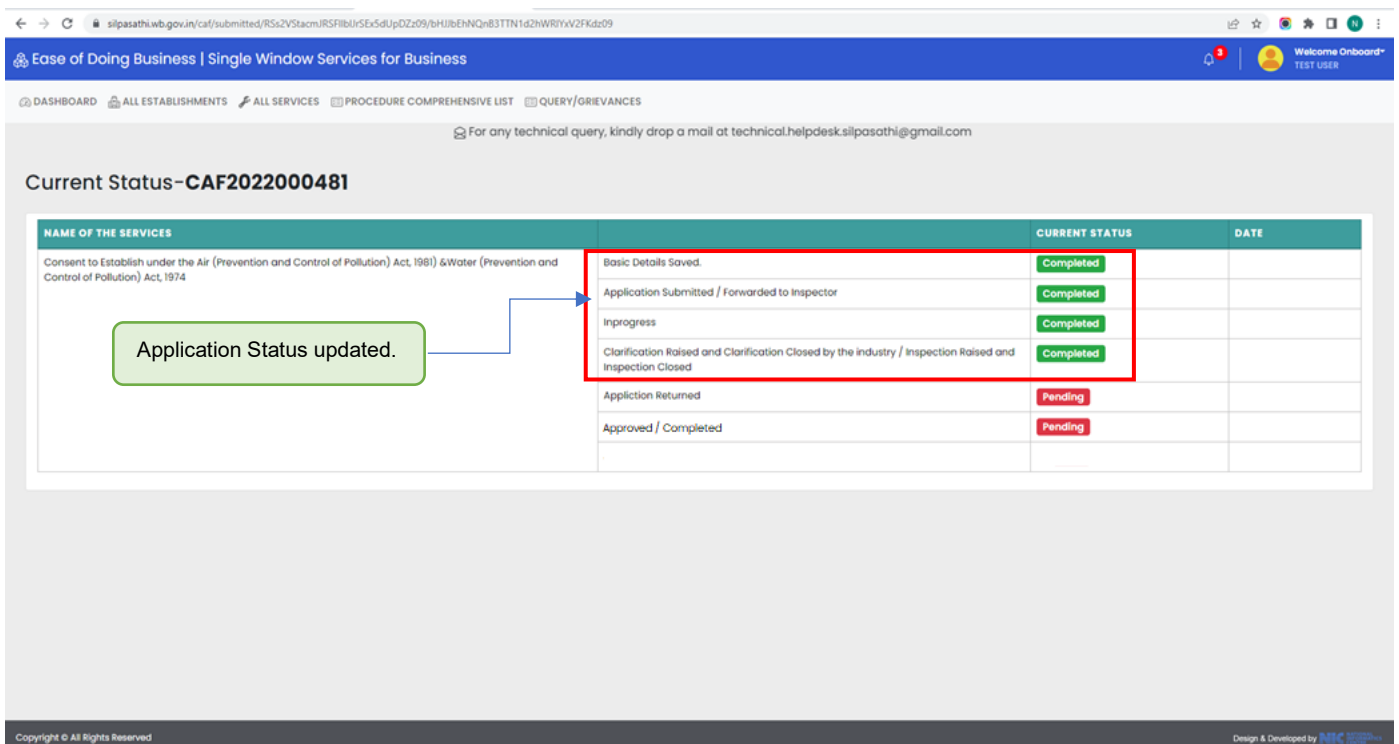
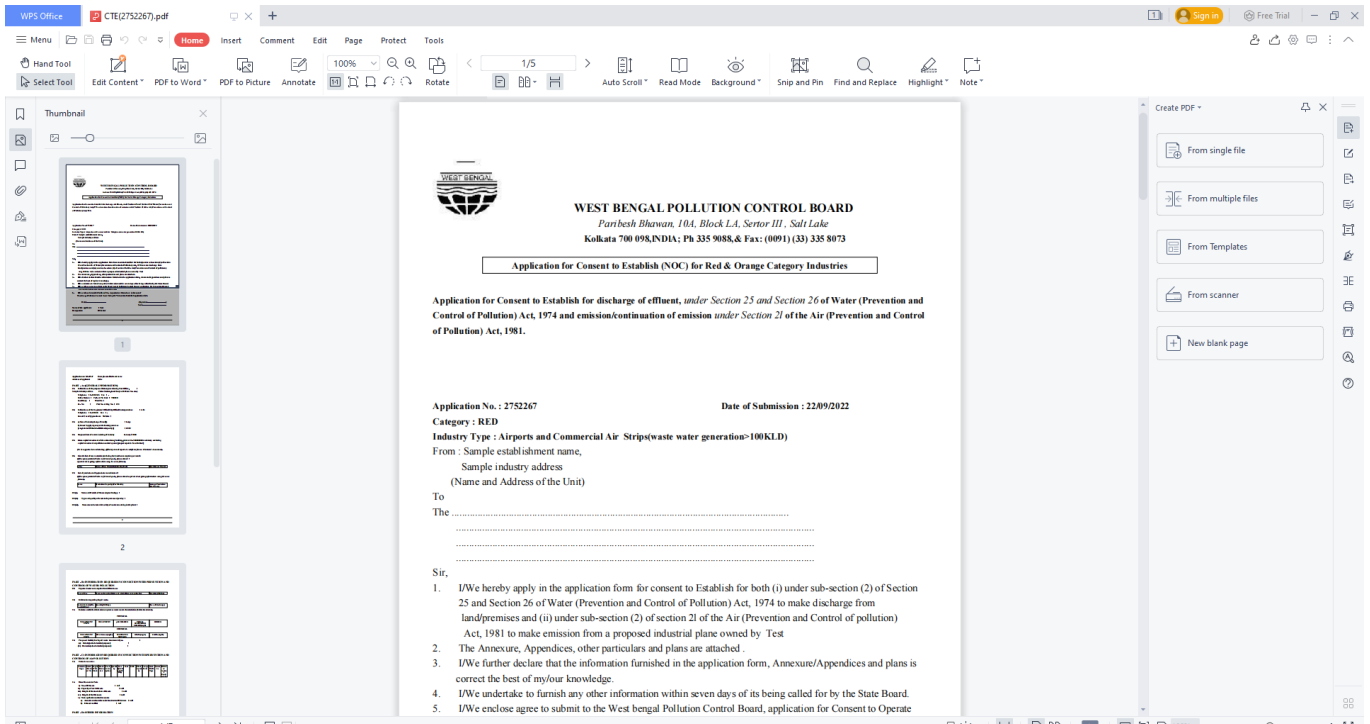
Received Files
CTE(2752267).pdf
C:\Users\Admin\Downloads
Open

The downloaded application form: (Screenshots below):

User Manual

Consent to Establish under the Air (Prevention and Control of Pollution) Act, 1981 & Water Act (Prevention and Control of Pollution) Act, 1974

Provided as a service through 'SilpaSathi' the Online Single Window portal of State (WB)



Note: Latest status can be seen any time through Applicant's Dashboard

User Manual

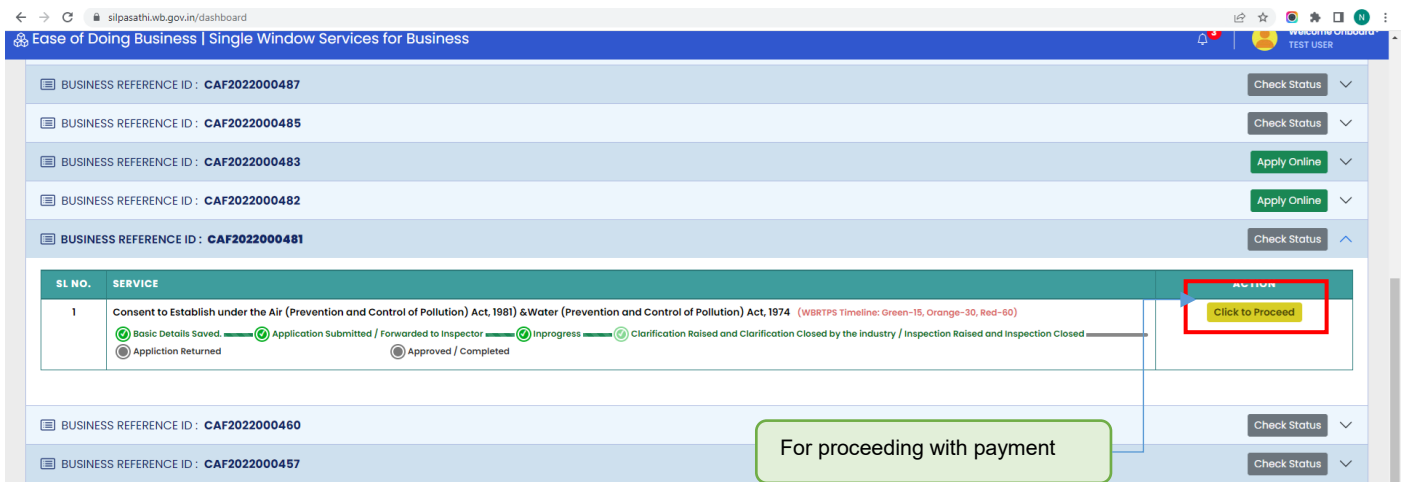
Consent to Establish under the Air (Prevention and Control of Pollution) Act, 1981 & Water Act (Prevention and Control of Pollution) Act, 1974

Provided as a service through 'SilpaSathi' the Online Single Window portal of State (WB)

3. Online Payment of fees

The applicant is now required to pay the required fees based on the application filled by the applicant. The applicant has to click on '**Click to Proceed**' option and proceed with the payment procedure. The screenshot below provides an illustration:

Applicant's Dashboard



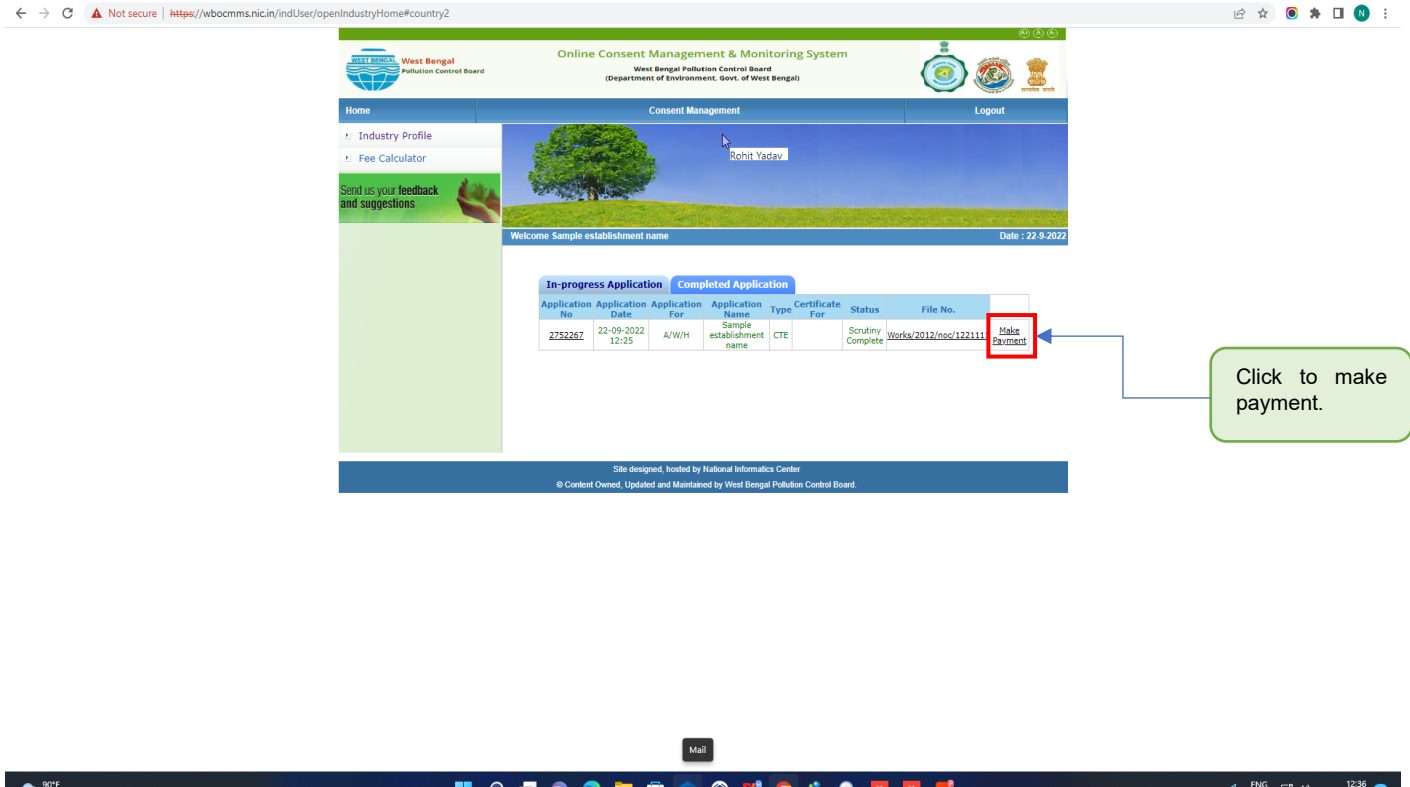
The applicant can now view the Departmental Page which is the official website of **West Bengal Pollution Control Board** and complete the payment process. The payment procedure has been illustrated as per the following screenshots.

The applicant can click on '**Make Payment**' option as illustrated in the screenshot.

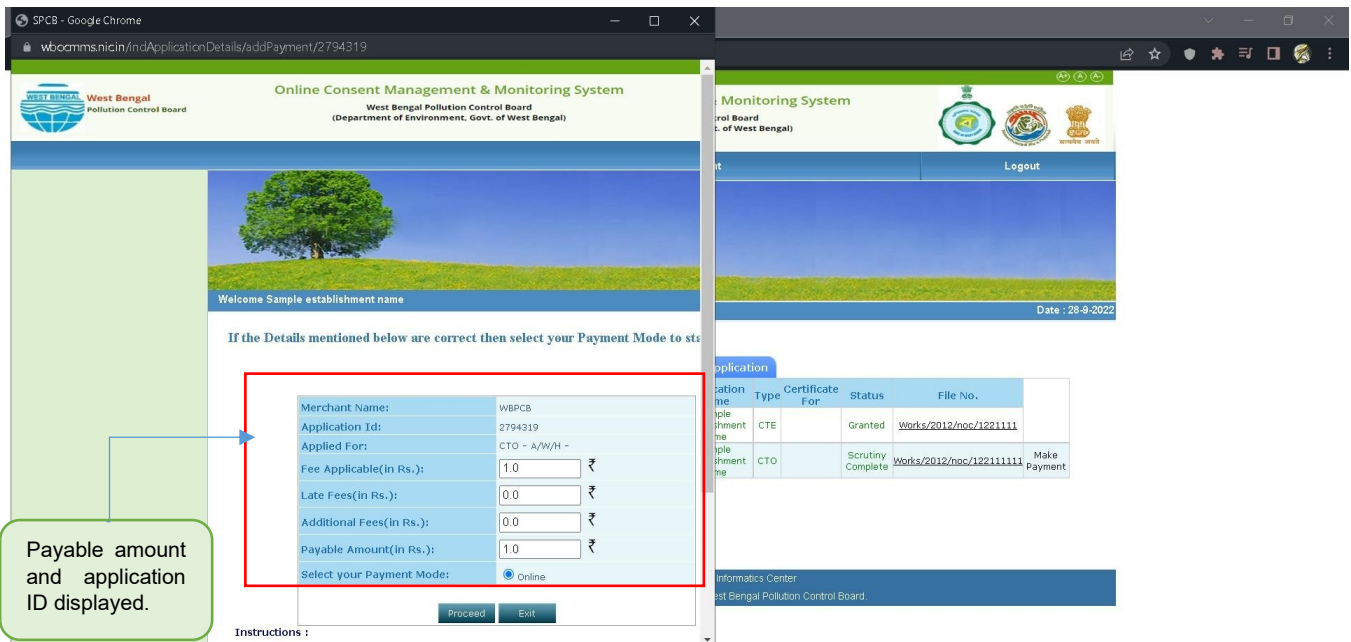
User Manual

Consent to Establish under the Air (Prevention and Control of Pollution) Act, 1981 & Water Act (Prevention and Control of Pollution) Act, 1974

Provided as a service through 'SilpaSathi' the Online Single Window portal of State (WB)



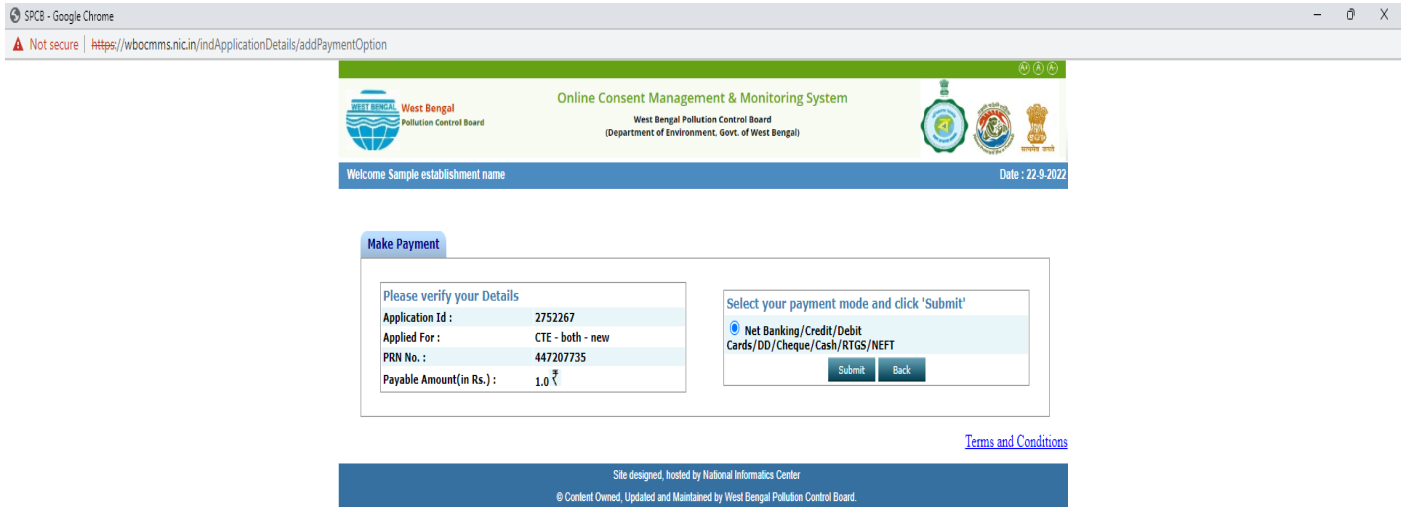
The fees details and other necessary application details as displayed.



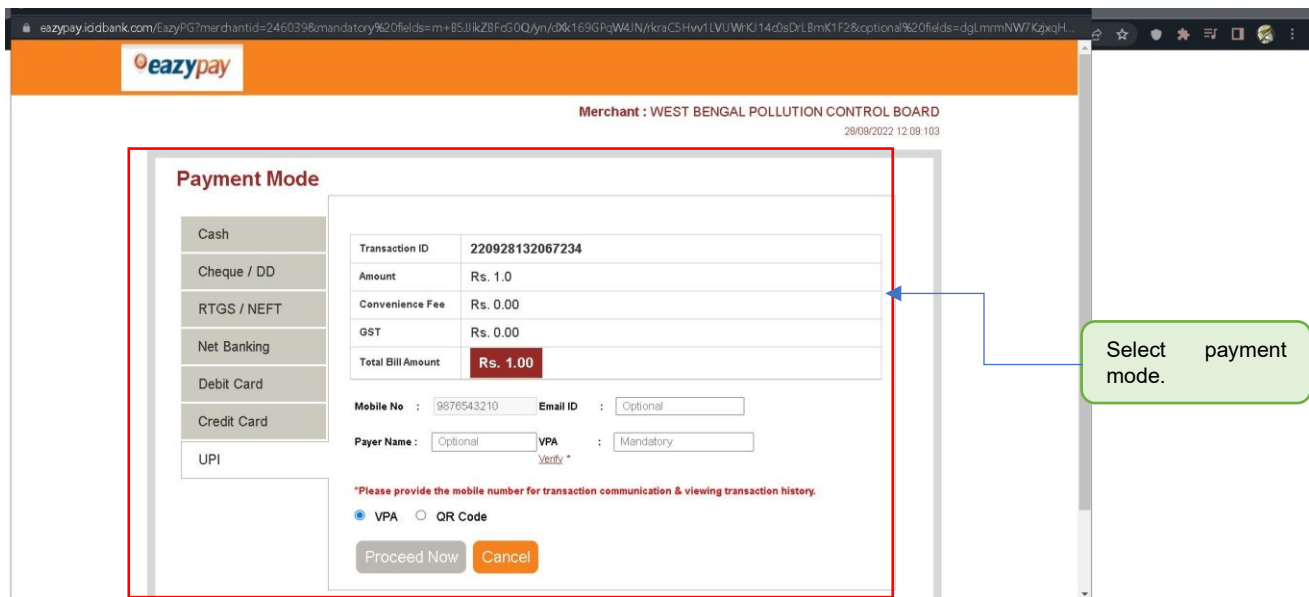
User Manual

Consent to Establish under the Air (Prevention and Control of Pollution) Act, 1981 & Water Act (Prevention and Control of Pollution) Act, 1974

Provided as a service through 'SilpaSathi' the Online Single Window portal of State (WB)



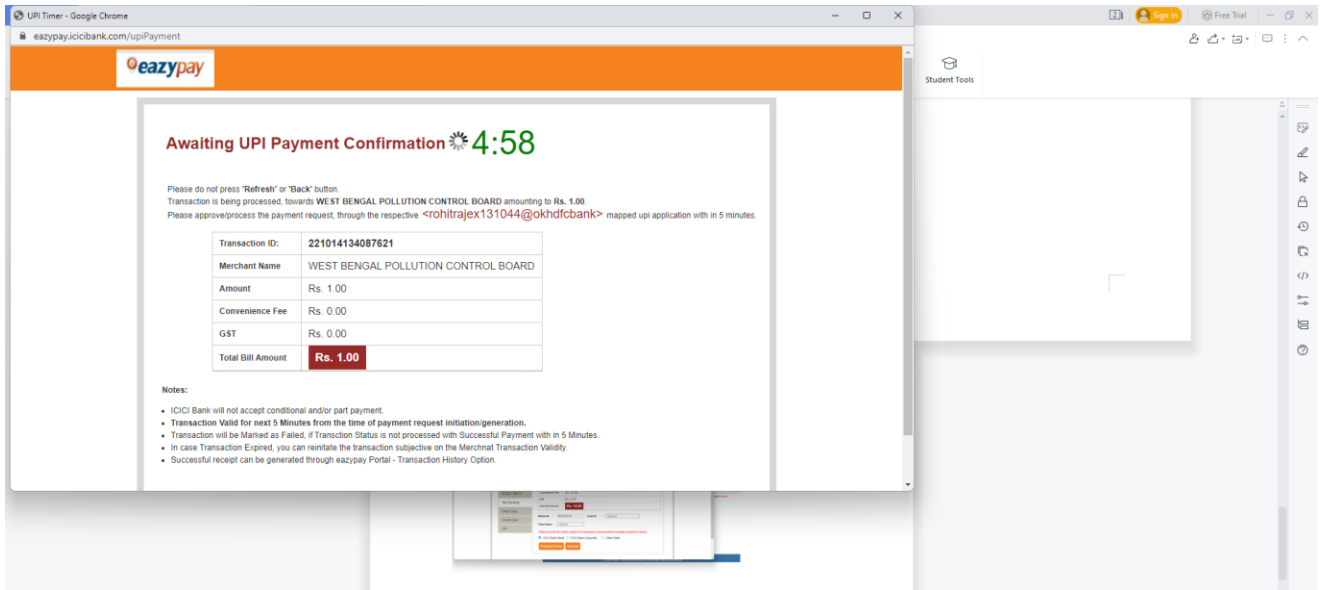
The applicant has to enter the correct details for payment transaction and proceed with the payment process.



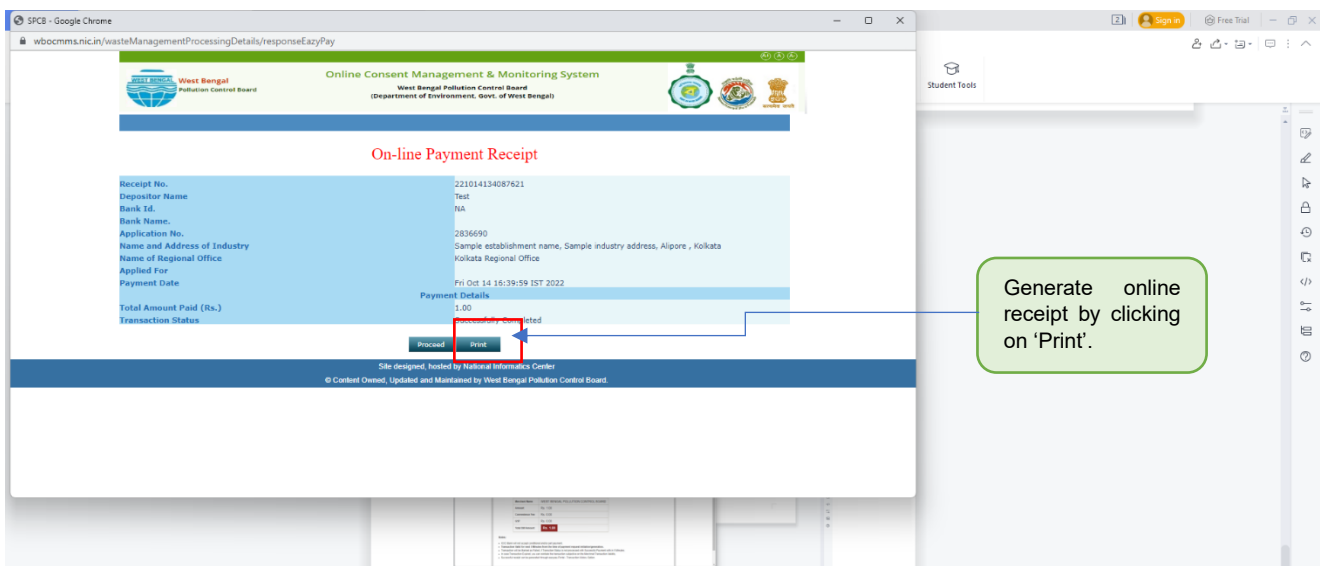
User Manual

Consent to Establish under the Air (Prevention and Control of Pollution) Act, 1981 & Water Act (Prevention and Control of Pollution) Act, 1974

Provided as a service through 'SilpaSathi' the Online Single Window portal of State (WB)



The applicant can view the online receipt as generated. He can also print the same for reference.



The applicant shall click on 'Proceed' and view the application as submitted.

User Manual

Consent to Establish under the Air (Prevention and Control of Pollution) Act, 1981 & Water Act (Prevention and Control of Pollution) Act, 1974

Provided as a service through 'SilpaSathi' the Online Single Window portal of State (WB)

Application Status

In-progress Application		Completed Application					
Application No.	Application Date	Application For	Application Name	Type	Certificate For	Status	File No.
2752267	22-09-2022 12:25	A/W/H	Sample establishment name	CTE		Granted	Works/2012/noc/12211111
2794319	28-09-2022 12:08	A/W/H	Sample establishment name	CTO		In-Progress	Works/2012/noc/12211111

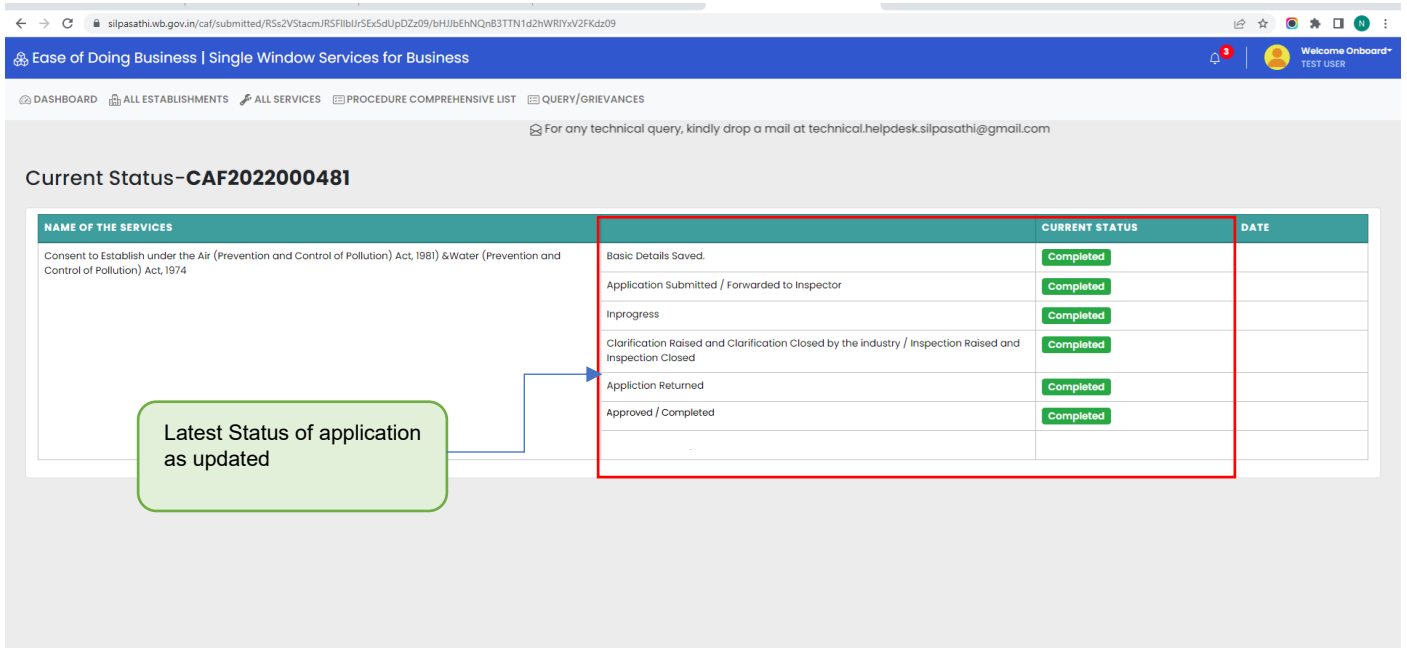
The applicant can now view his application status in the SilpaSathi page.

Status Dashboard

User Manual

Consent to Establish under the Air (Prevention and Control of Pollution) Act, 1981 & Water Act (Prevention and Control of Pollution) Act, 1974

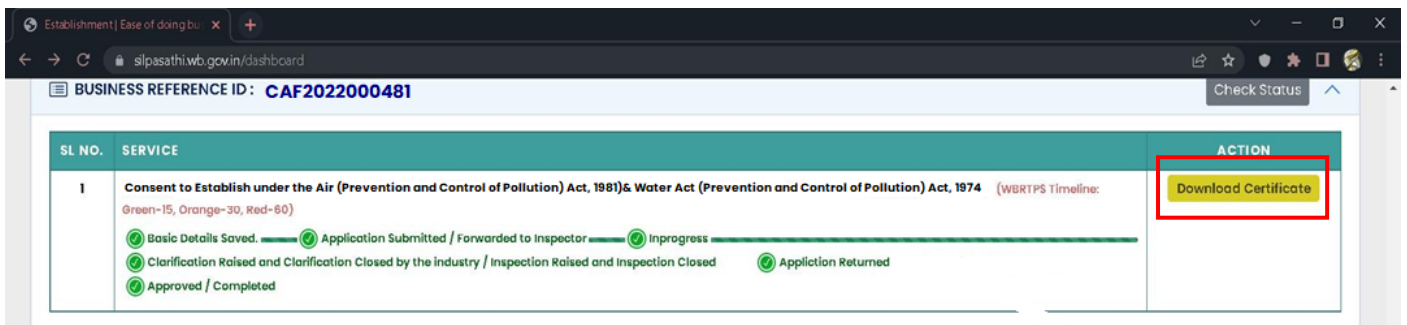
Provided as a service through 'SilpaSathi' the Online Single Window portal of State (WB)



4. Online Download of final approval certificate

The applicant can now click on 'Download Certificate' to download the final certificate.

Applicant's Dashboard



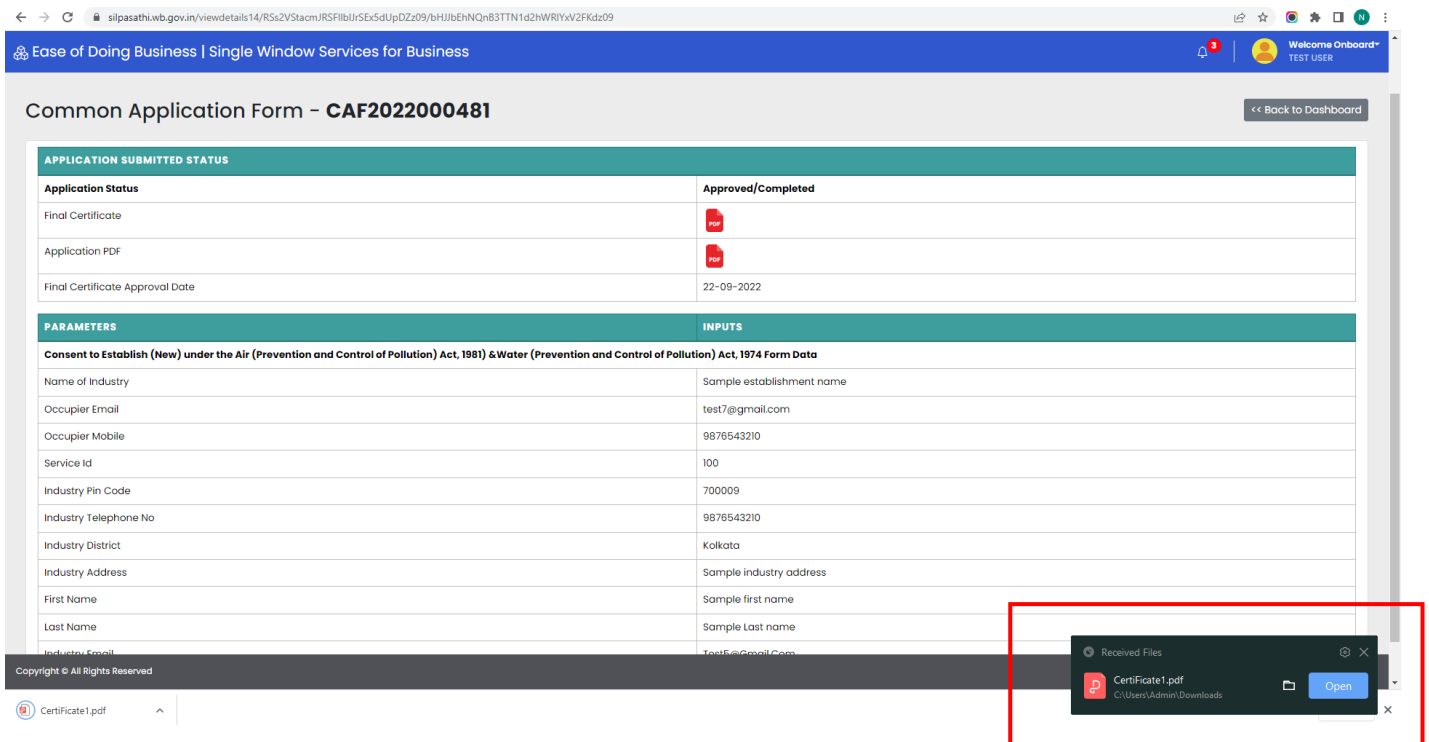
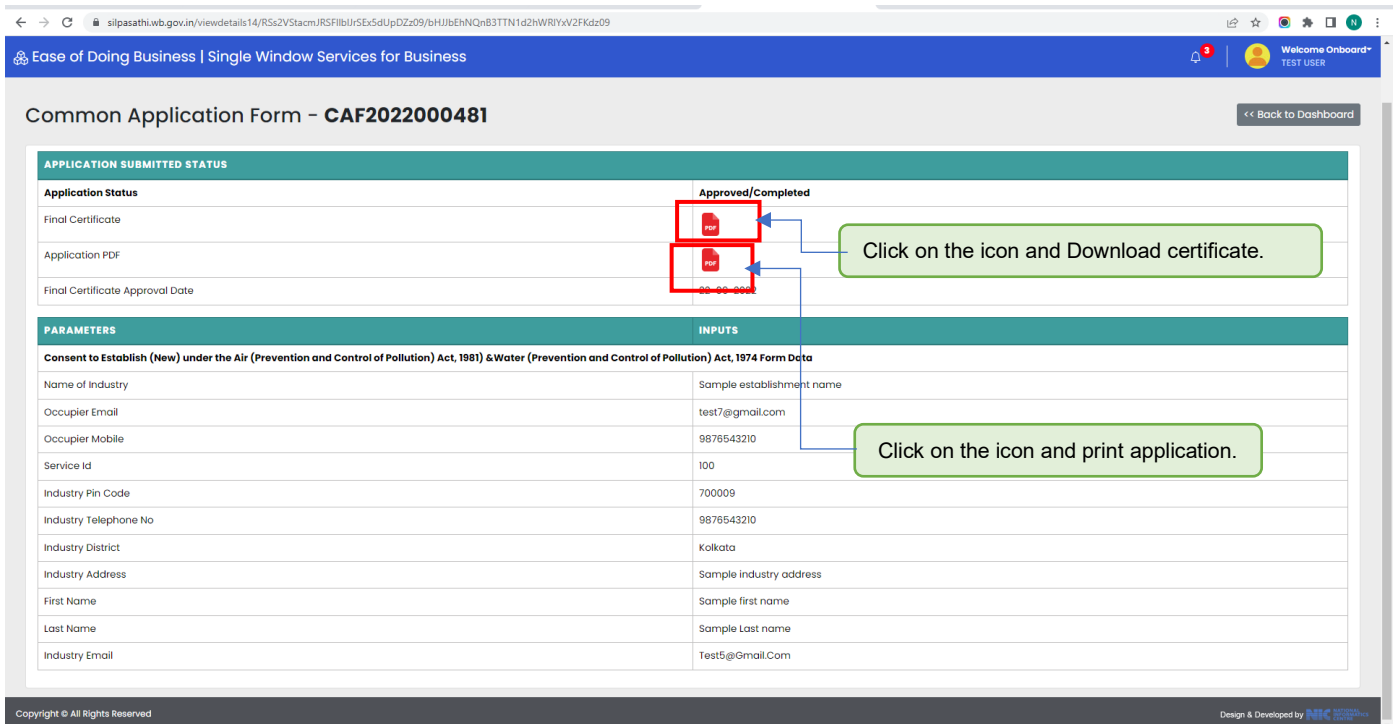
The applicant shall now be able to download the final certificate after final approval of application. The applicant has to click on 'PDF' icon to download the Final Approval Certificate issued.

The certificate as downloaded has been illustrated in the screenshot below:

User Manual

Consent to Establish under the Air (Prevention and Control of Pollution) Act, 1981 & Water Act (Prevention and Control of Pollution) Act, 1974

Provided as a service through 'SilpaSathi' the Online Single Window portal of State (WB)

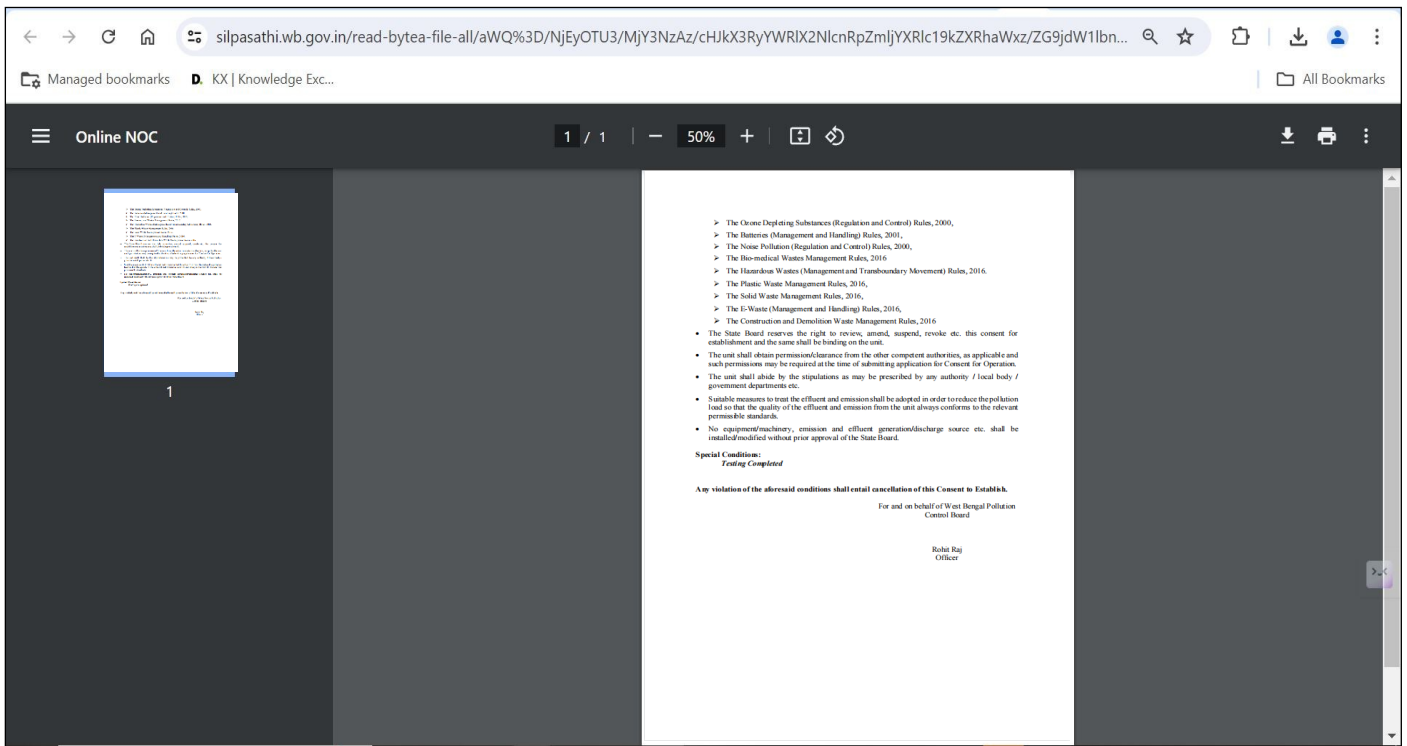
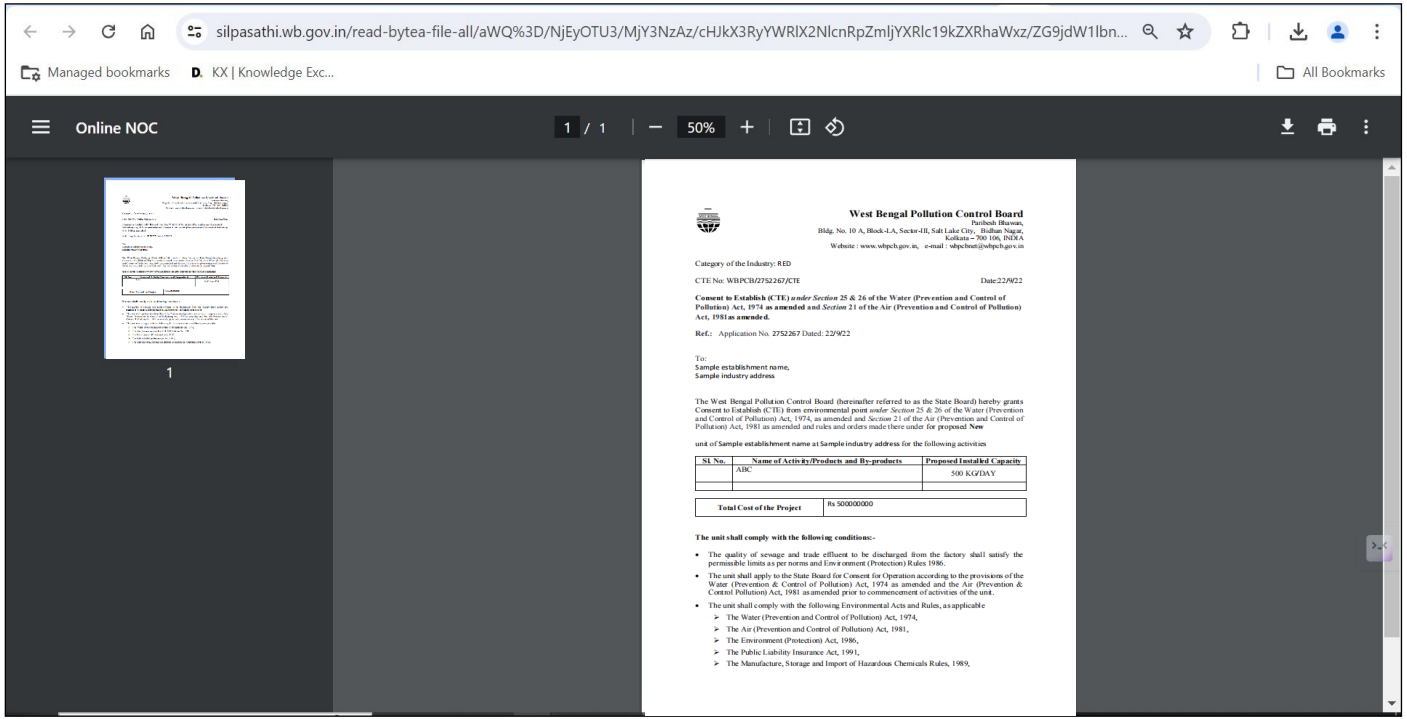


The Final Certificate gets downloaded (Screenshot)

User Manual

Consent to Establish under the Air (Prevention and Control of Pollution) Act, 1981 & Water Act (Prevention and Control of Pollution) Act, 1974

Provided as a service through 'SilpaSathi' the Online Single Window portal of State (WB)



One Approval certificate document has been illustrated below:

User Manual

Consent to Establish under the Air (Prevention and Control of Pollution) Act, 1981 & Water Act (Prevention and Control of Pollution) Act, 1974

Provided as a service through 'SilpaSathi' the Online Single Window portal of State (WB)



West Bengal Pollution Control Board

Paribesh Bhawan,
Bldg. No. 10 A, Block-LA, Sector-III, Salt Lake City, Bidhan Nagar,
Kolkata - 700 106, INDIA
Website : www.wbpcb.gov.in, e-mail : wbpcbnet@wbpcb.gov.in

Category of the Industry: RED

CTE No: WBPCB/2752267/CTE

Date: 22/9/22

Consent to Establish (CTE) under Section 25 & 26 of the Water (Prevention and Control of Pollution) Act, 1974 as amended and Section 21 of the Air (Prevention and Control of Pollution) Act, 1981 as amended.

Ref.: Application No. 2752267 Dated: 22/9/22

To:
Sample establishment name,
Sample industry address

The West Bengal Pollution Control Board (hereinafter referred to as the State Board) hereby grants Consent to Establish (CTE) from environmental point under Section 25 & 26 of the Water (Prevention and Control of Pollution) Act, 1974, as amended and Section 21 of the Air (Prevention and Control of Pollution) Act, 1981 as amended and rules and orders made there under for proposed New

unit of Sample establishment name at Sample industry address for the following activities

Sl No.	Name of Activity/Products and By-products	Proposed Installed Capacity
	ABC	500 KG/DAY

Total Cost of the Project	Rs 50000000
---------------------------	-------------

The unit shall comply with the following conditions:-

- The quality of sewage and trade effluent to be discharged from the factory shall satisfy the permissible limits as per norms and Environment (Protection) Rules 1986.
- The unit shall apply to the State Board for Consent for Operation according to the provisions of the Water (Prevention & Control of Pollution) Act, 1974 as amended and the Air (Prevention & Control of Pollution) Act, 1981 as amended prior to commencement of activities of the unit.
- The unit shall comply with the following Environmental Acts and Rules, as applicable
 - The Water (Prevention and Control of Pollution) Act, 1974,
 - The Air (Prevention and Control of Pollution) Act, 1981,
 - The Environment (Protection) Act, 1986,
 - The Public Liability Insurance Act, 1991,
 - The Manufacture, Storage and Import of Hazardous Chemicals Rules, 1989,

- The Ozone Depleting Substances (Regulation and Control) Rules, 2000,
- The Batteries (Management and Handling) Rules, 2001,
- The Noise Pollution (Regulation and Control) Rules, 2000,
- The Bio-medical Wastes Management Rules, 2016
- The Hazardous Wastes (Management and Transboundary Movement) Rules, 2016.
- The Plastic Waste Management Rules, 2016,
- The Solid Waste Management Rules, 2016,
- The E-Waste (Management and Handling) Rules, 2016,
- The Construction and Demolition Waste Management Rules, 2016
- The State Board reserves the right to review, amend, suspend, revoke etc. this consent for establishment and the same shall be binding on the unit.
- The unit shall obtain permission/clearance from the other competent authorities, as applicable and such permissions may be required at the time of submitting application for Consent for Operation.
- The unit shall abide by the stipulations as may be prescribed by any authority / local body / government departments etc.
- Suitable measures to treat the effluent and emission shall be adopted in order to reduce the pollution load so that the quality of the effluent and emission from the unit always conforms to the relevant permissible standards.
- No equipment/machinery, emission and effluent generation/discharge source etc. shall be installed/modified without prior approval of the State Board.

Special Conditions:
Testing Completed

Any violation of the aforesaid conditions shall entail cancellation of this Consent to Establish.

For and on behalf of West Bengal Pollution Control Board

Rohit Raj
Officer

5. Third Party verification details

Third party verification is a process by which any independent user / third party verifies an individual's license and registration details online check authenticity of the Certificate, without logging into the portal.

Third party verification process

The applicant or any user has to log in to <https://silpasathi.wb.gov.in/>.

A user (any third party) needs to click on 'Third party Verification' section in the homepage and enter registration number / license number and then click on 'Search' link, for Verification of Certificate.

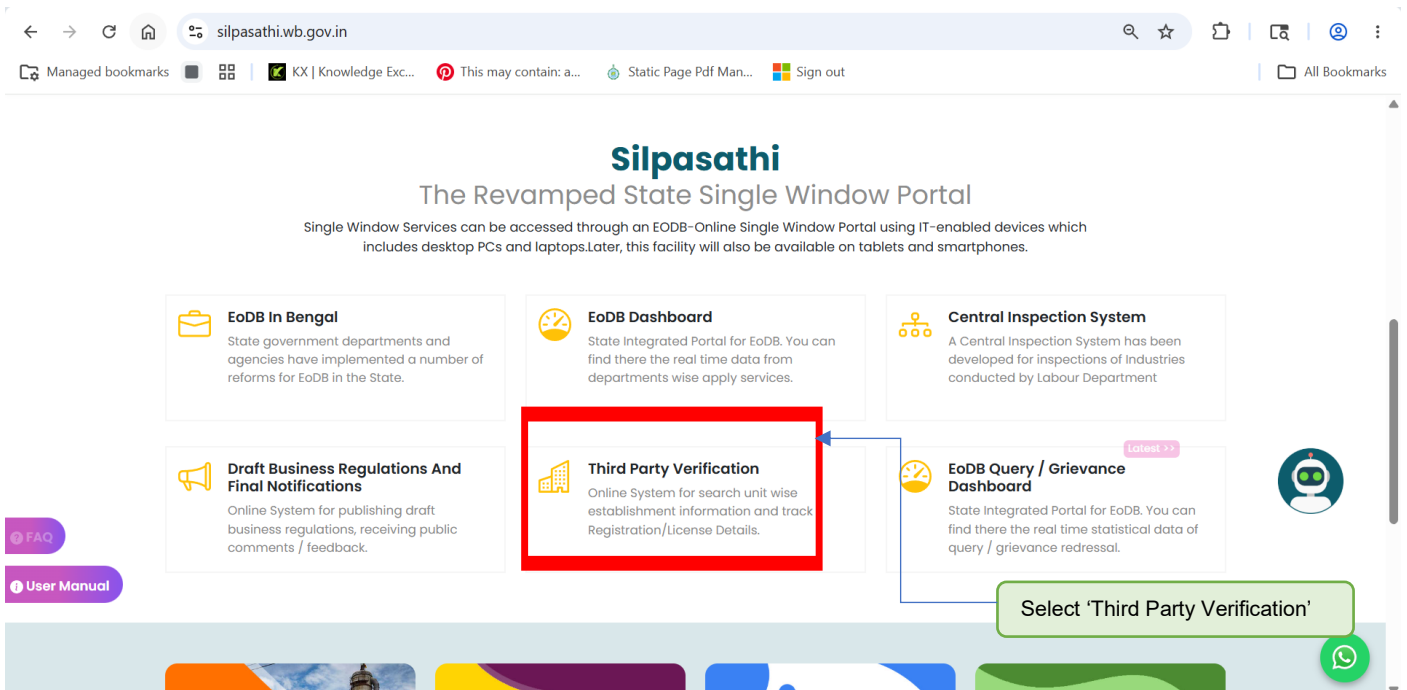
(Screenshots below):

User Manual

Consent to Establish under the Air (Prevention and Control of Pollution) Act, 1981 & Water Act (Prevention and Control of Pollution) Act, 1974

Provided as a service through 'SilpaSathi' the Online Single Window portal of State (WB)

SilpaSathi Homepage



Applicant selects the service and then select SilpaSathi CAF Number/ Approval Certificate Number. Enter the Certificate or Approval number / CAF Number in the text box beside it and click on 'Search' to view details of certificate.

User Manual

Consent to Establish under the Air (Prevention and Control of Pollution) Act, 1981 & Water Act (Prevention and Control of Pollution) Act, 1974

Provided as a service through 'SilpaSathi' the Online Single Window portal of State (WB)

Third Party Verification

Track Registration/License details through **Silpasathi Portal**

Select Service : *
Allotment of land in Industrial Area (WBIDC) - ▾

Search Using *
 Silpasathi Common Application Form (CAF) Number (CAFXXXXXXXXXX)
 Approval Certificate Number
 Legacy Application ID

Enter CAF No. *
Enter Approved Certificate No. [Search]

Enter CAF Number / Certificate number to view details.

The third party can view the details as illustrated below:

Third Party verification

Track Registration/License details through **Silpasathi Portal**

Select Service : *
Consent to Establish under the Air (Preventio ▾

Search Using *
 Silpasathi Common Application Form (CAF) Number (CAFXXXXXXXXXX)
 Approval Certificate Number

Enter Approved Certificate No. *
CAF2023766734 [Search]

Parameter	Output
Approval Certificate number	- Not available -
Application number	CAF2023766734
Legacy Portal Reference number	4564692
Service Name	Consent to Establish under the Air (Prevention and Control of Pollution) Act, 1981) & Water (Prevention and Control of Pollution) Act, 1974
Name of Enterprise to whom issued	INOVA DIAGNOSTIC & POLYCLINIC
Address of enterprise to whom issued	NABWABHAT, BURDWAN, DIST: PURBABADRHAMAN, PIN-713104
Status	- APPROVED -
Date of Approval	08-02-2025
Valid till (date)	- Date not available -