



West Bengal Pollution Control Board :

***Consent to Operate under the
Air (Prevention and Control of
Pollution) Act, 1981)& Water
Act (Prevention and Control
of Pollution) Act, 1974***

*Provided as a service
through 'SilpaSathi', the
Online Single Window portal
of the State (West Bengal)*

User Manual

User Manual

Consent to Operate under the Air (Prevention and Control of Pollution) Act, 1981)& Water Act (Prevention and Control of Pollution) Act, 1974

Provided as a service through 'SilpaSathi' the Online Single Window portal of State (WB)

Table of Contents

Introduction	3
About the Service.....	3
Comprehensive Checklist of Documents to be submitted online	3
Timeline (WBRTPS).....	4
Application Process through SilpaSathi	6
1. Online Application submission along with online submission of documents	6
2. Track Status of Application.....	14
3. Online Payment of fees	23
4. Online Download of final approval certificate	27
5. Third Party verification details.....	32

User Manual

Consent to Operate under the Air (Prevention and Control of Pollution) Act, 1981 & Water Act (Prevention and Control of Pollution) Act, 1974

Provided as a service through 'SilpaSathi' the Online Single Window portal of State (WB)

Introduction

This document is intended to serve as a User Manual for grant of the service “**Consent to Operate under the Air (Prevention and Control of Pollution) Act, 1981 & Water Act (Prevention and Control of Pollution) Act, 1974**” by **West Bengal Pollution Control Board** through Single window of the State, 'SilpaSathi'. The service is integrated with the Single Window (SilpaSathi) and can be accessed through the SilpaSathi portal. This document has been designed as a user-friendly guide to assist applicants in filling their application forms. It will help them to familiarise with the entire procedure in a seamless manner for successful submission of application and download final Approval certificate from the SilpaSathi portal without the requirement of physical visit to the Department(s).

Salient Features of Silpasathi Portal:

- The Single Window Portal of the State of West Bengal (SilpaSathi) allows seamless integration with portals of different government departments thereby providing single login credential for various applications, eliminating the need to provide common information multiple times in different forms of various Departments, and ensuring all clearances are available from a single portal.
- It serves as a digital gateway for providing the necessary statutory compliances under the applicable Acts, Rules, Policies and Schemes of the Govt of West Bengal from a single portal.
- Business Entrepreneurs can get certificates and licences required for setting up and operating business in the State in a smooth and time-bound manner, smooth and time-bound manner, without the need to visit any government department or office.

About the Service

Consent to Operate under the Air (Prevention and Control of Pollution) Act, 1981 & Water Act (Prevention and Control of Pollution) Act, 1974 is required for allowing a business to operate after obtaining approval for the Consent to Establish (CTE). It involves the sanction of the authority of the Board for the discharge of the effluent (sewage or trade effluent into a stream or well or sewer or on land) or emission of air pollutant into the atmosphere. The online system has the following features without the requirement of physical visit to the Department: 1) Submission of Application 2) Online Payment of fees 3) Track Status of Application 4) Online Download of final approval certificate 5) Third Party Verification.

Comprehensive Checklist of Documents to be submitted online

The applicant is required to submit the following documents in order to apply for the service:

#	Documents Required	Detailed Description
1.	Copy of Environmental Clearance (EC) for attracting projects	Environmental Clearance (EC) is a legal permission that is required for projects and industries that may harm the environment and society

User Manual

Consent to Operate under the Air (Prevention and Control of Pollution) Act, 1981 & Water Act (Prevention and Control of Pollution) Act, 1974

Provided as a service through 'SilpaSathi' the Online Single Window portal of State (WB)

#	Documents Required	Detailed Description
2.	Any land related document (rent agreement, rent receipt, land deed, porcha, lease document as applicable)	These are essential documents that establish and record owners' rights, boundaries, and obligations regarding a specific piece of land
3.	Gross Capital Investment Certificate (Self Certified Undertaking)	A Gross Capital Investment Certificate is a financial document that guarantees a certain level of investment in a project or company.
4.	Self-Certified Site Plan / Layout with Road map / Route Map	A Self-Certified Site Plan, also known as a Self-Certified Layout Plan, is a comprehensive diagram or map that depicts the layout of a particular site or property.
5.	Detailed Project Report with details of Emission, Effluent, Solid Waste Management Plan, raw materials, finished products, manufacturing process including list of machineries	A detailed project report is a comprehensive document that outlines the progress, achievements, and challenges of a project
6.	Copy of CTE certificate along with compliance status	Consent to Establish
7.	Compliance status of EC (for EC attracting unit)	The compliance status of an Environmental Clearance (EC) is the status of how well the project is adhering to the environmental conditions and safeguards set out in the EC

Timeline (WBRTPS)

Consent to Operate under the Air (Prevention and Control of Pollution) Act, 1981 & Water Act (Prevention and Control of Pollution) Act, 1974 is provided within a) 15 working days (for Green Category industries), b) 30 working days (for orange category industries), and c) 60 working days (for Red Category Industries) from the date of submission of application.

Instructions related to the application form

Sl. No.	Field Name	Instructions
1.	Select Establishment	From the dropdown list select the establishment type
2.	Name of Industry	Enter name of the industry
3.	Occupier Email	Mention email id details of the industry owner
4.	Service ID	Enter correct service ID

User Manual

Consent to Operate under the Air (Prevention and Control of Pollution) Act, 1981)& Water Act (Prevention and Control of Pollution) Act, 1974

Provided as a service through 'SilpaSathi' the Online Single Window portal of State (WB)

Sl. No.	Field Name	Instructions
5.	Occupier Mobile	Add mobile number of the industry owner/occupier
6.	Industry Pin Code	Enter address pin code of the industry location
7.	Industry Telephone No	Enter telephone details of the industry
8.	Industry District	Enter district of the industry location
9.	Industry Address	Enter address details of the industry
10.	First Name	Enter Applicant's first name
11.	Last Name	Enter Applicant's last name
12.	Industry Email	Mention email id details of the industry

User Manual

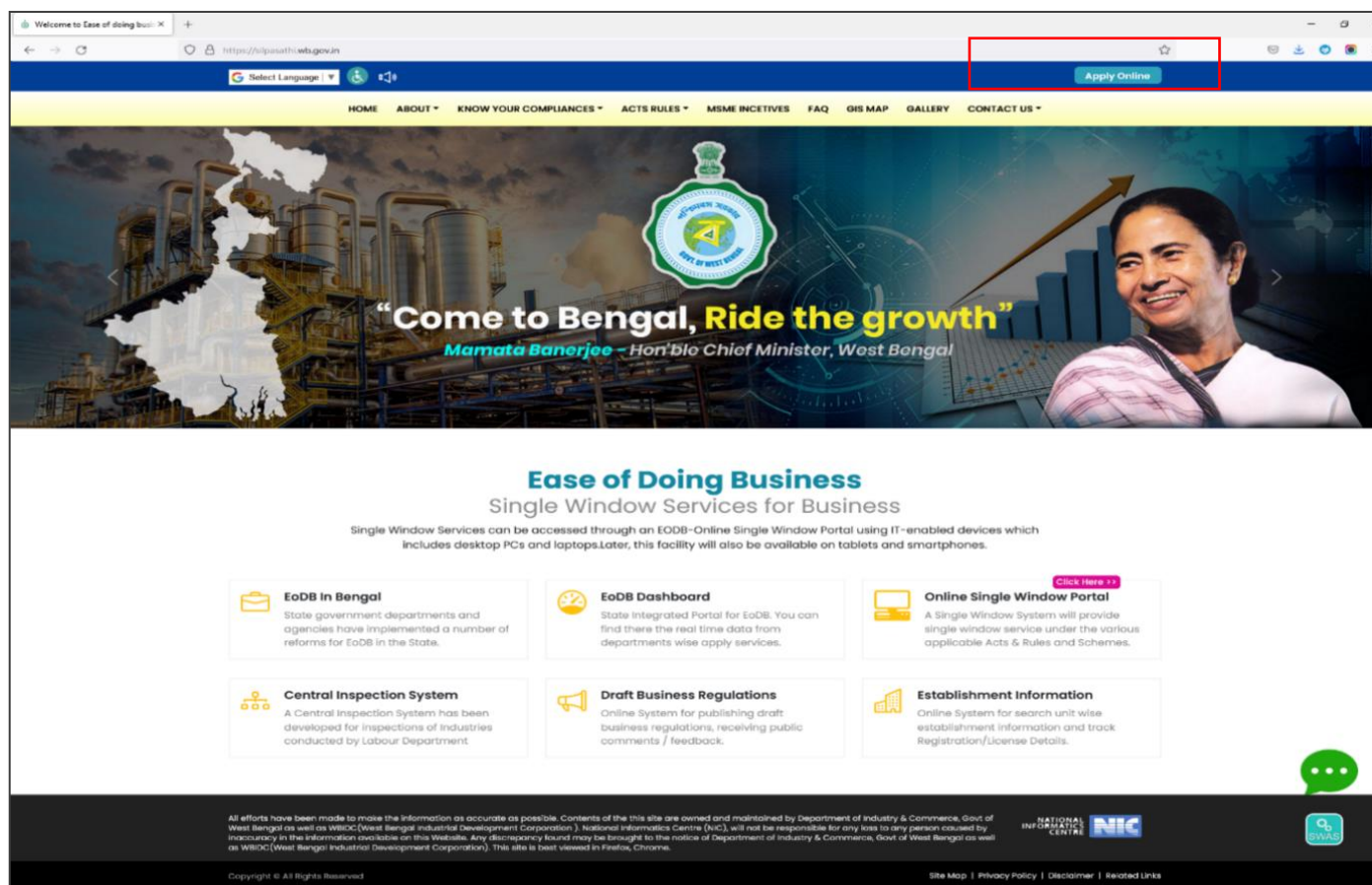
Consent to Operate under the Air (Prevention and Control of Pollution) Act, 1981 & Water Act (Prevention and Control of Pollution) Act, 1974

Provided as a service through 'SilpaSathi' the Online Single Window portal of State (WB)

Application Process through SilpaSathi

1. Online Application submission along with online submission of documents

In order to complete the user registration, the applicant has log on to <https://silpasathi.wb.gov.in/> and click on 'Apply online' button.




Applicant Log-in: The applicant needs to **select the required category** as illustrated in the screenshot below and proceed for registration.

User Manual

Consent to Operate under the Air (Prevention and Control of Pollution) Act, 1981) & Water Act (Prevention and Control of Pollution) Act, 1974

Provided as a service through 'SilpaSathi' the Online Single Window portal of State (WB)



A sign-up window appears on the screen. The user has to select '[Create New](#)' if he is a new user. An already registered user in SilpaSathi portal can fill in the username and password and login to the SilpaSathi portal.

The '[User Registration](#)' window will appear with the relevant fields that the applicant needs to fill accurately and click on '[Register](#)' as shown by the below screenshot. In case the applicant already has an account, click on the '[Sign In](#)' button and login using valid **User ID, password and Captcha**.

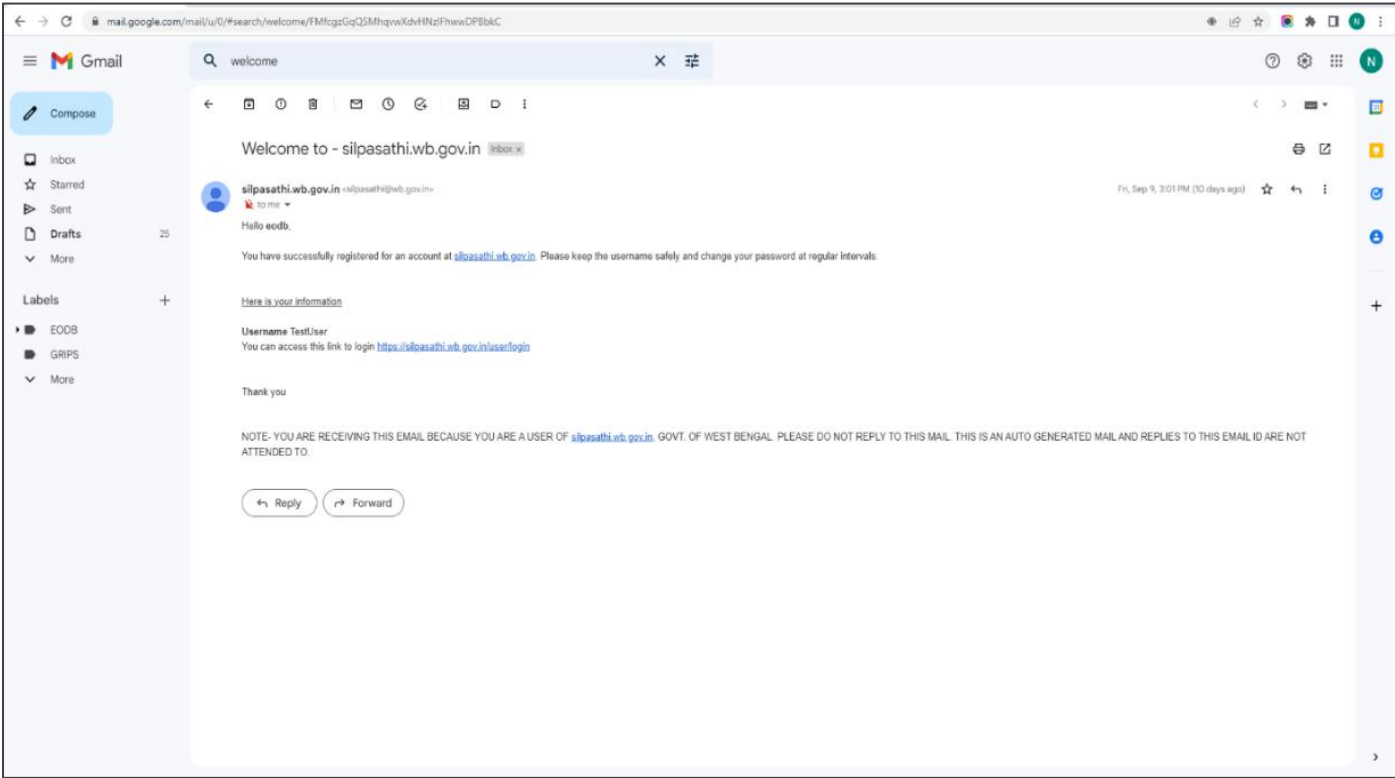
The screenshot shows the 'User Registration' form on the SilpaSathi portal. The form is titled 'User Registration' and includes the following fields: 'First Name', 'Middle Name', 'Last Name', 'Mobile Number', 'Email', 'Gender' (with radio buttons for Male, Female, and Transgender), a text input field for 'sadhansu', a password field with a strength indicator, and a 'Confirm Password' field. A red 'Register' button is at the bottom of the form. Below the button, there is a link: 'Already have an account? [Sign In](#)'. The background of the page features a large image of industrial smokestacks and the text 'Ease of Doing Business Single Window Services for Business "To Ride the growth, register your service"'. The footer includes 'Copyright © All Rights Reserved' and 'Design & Developed By NATIONAL INFORMATICS CENTRE NIC'.

Applicants will receive email confirmation after registering into the single window portal. Please refer to the screenshot below:

User Manual

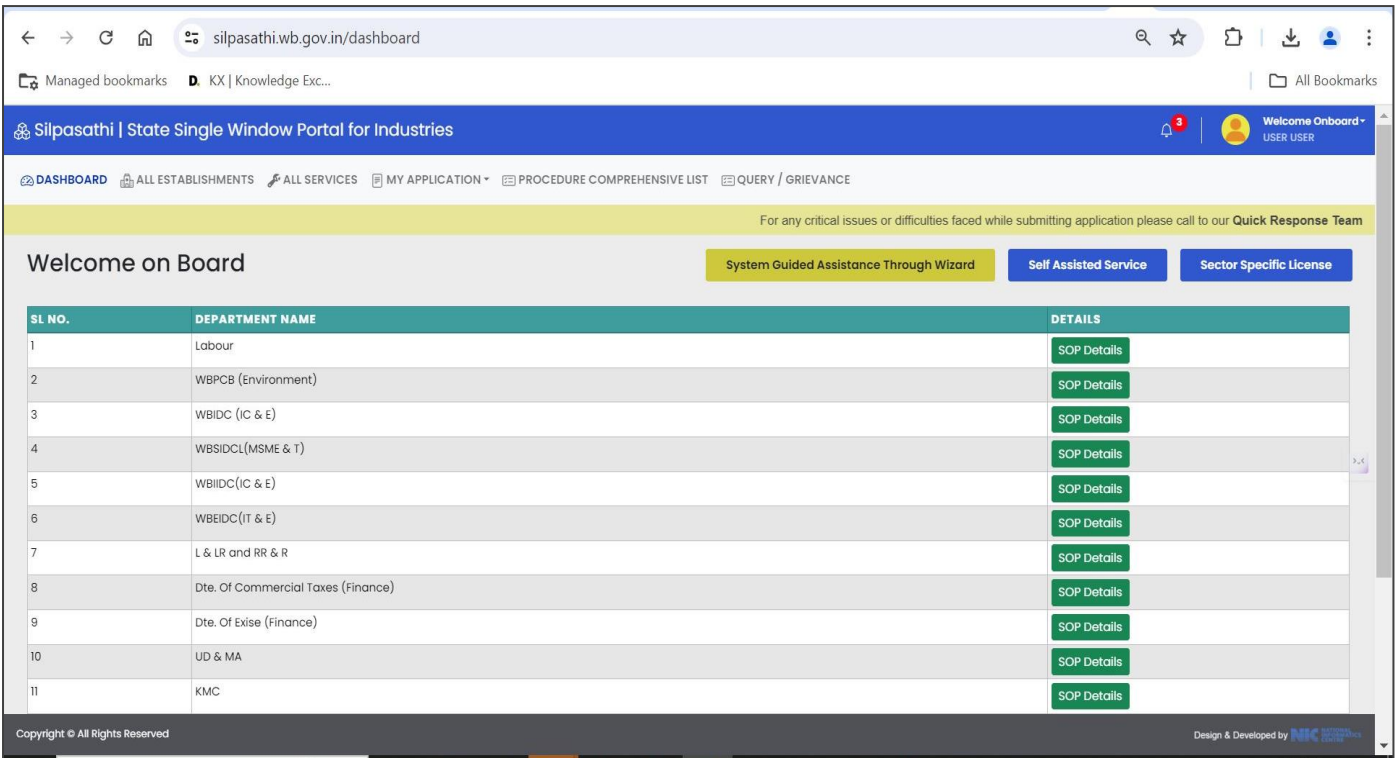
Consent to Operate under the Air (Prevention and Control of Pollution) Act, 1981)& Water Act (Prevention and Control of Pollution) Act, 1974

Provided as a service through ‘SilpaSathi’ the Online Single Window portal of State (WB)



Online Application submission

Applicants will now be directed to the user dashboard for completing the further procedures. The following screenshots below illustrate the same.



User Manual

Consent to Operate under the Air (Prevention and Control of Pollution) Act, 1981 & Water Act (Prevention and Control of Pollution) Act, 1974

Provided as a service through 'SilpaSathi' the Online Single Window portal of State (WB)

The applicant has to click on '[ALL SERVICES](#)' to view the list of all services mapped with their corresponding departments.

The screenshot shows the SilpaSathi portal interface. The 'ALL SERVICES' tab is highlighted in the navigation menu. Below the header, there is a search bar and a table of services. The table has two columns: 'DEPARTMENT/DIRECTORATE/DISTRICT ADMINISTRATION' and 'SERVICE NAME'. The services listed are related to Consumer Affairs, including auto-renewal of licenses and registration of manufacturers.

DEPARTMENT/DIRECTORATE/DISTRICT ADMINISTRATION	SERVICE NAME
Consumer Affairs	Auto-renewal of Licence as Dealer of Weights and Measures under the Legal Metrology Act
Consumer Affairs	Auto-renewal of Licence as Manufacturer of Weights and Measures under the Legal Metrology Act
Consumer Affairs	Auto-renewal of Licence as Repairers of Weights and Measures under the Legal Metrology Act
Consumer Affairs	Licence as Dealer of Weights and Measures under the Legal Metrology Act
Consumer Affairs	Licence as Manufacturer of Weights and Measures under the Legal Metrology Act
Consumer Affairs	Licence as Repairers of Weights and Measures under the Legal Metrology Act
Consumer Affairs	Registration of Manufacturer / Packer under the Legal Metrology Act
Consumer Affairs	Verification of Weights and Measures

The screenshot shows the SilpaSathi portal interface. The 'ALL SERVICES' tab is highlighted in the navigation menu. Below the header, there is a search bar and a table of services. The table has two columns: 'DEPARTMENT NAME' and 'SERVICE NAME'. The services listed are related to WBPCB - Environment, including water connection, mobile tower approval, and consent to operate under the Air and Water Acts. The service 'Consent to Operate under the Air (Prevention and Control of Pollution) Act, 1981 & Water Act (Prevention and Control of Pollution) Act, 1974' is highlighted with a red box. Below the table, there is a 'Create CAF' button, which is also highlighted with a red box.

DEPARTMENT NAME	SERVICE NAME
UD & MA	Water Connection
WBEIDC - IT & E	Mobile Tower approval
WBIDC - IC & E	Allotment of land in Industrial Area
WBIDC - IC & E	Allotment of land in Industrial Area
WBPCB - Environment	Authorization under Bio-Medical Waste Management (Management and Handling) Rules, 2016
WBPCB - Environment	Authorization under Construction and Demolition Waste Management (Management and Handling) Rules, 2016
WBPCB - Environment	Authorization under Solid Waste Management (processing, recycling, treatment and disposal of solid waste) Rules, 2016
WBPCB - Environment	Authorization under the Hazardous and Other Wastes (Management and Transboundary Movement) Rules, 2016
WBPCB - Environment	Consent to Establish under the Air (Prevention and Control of Pollution) Act, 1981 & Water (Prevention and Control of Pollution) Act, 1974
<input checked="" type="checkbox"/> WBPCB - Environment	Consent to Operate under the Air (Prevention and Control of Pollution) Act, 1981 & Water Act (Prevention and Control of Pollution) Act, 1974

Showing 31 to 40 of 51 entries

Previous 1 2 3 4 5 6 Next

Create CAF

Click to create CAF'

Once done, a list of services will appear. Applicants need to click on [the checkbox](#) adjacent to the service named '**Consent to Operate under the Air (Prevention and Control of Pollution) Act, 1981 & Water Act (Prevention and Control of Pollution) Act, 1974.**

User Manual

Consent to Operate under the Air (Prevention and Control of Pollution) Act, 1981) & Water Act (Prevention and Control of Pollution) Act, 1974

Provided as a service through 'SilpaSathi' the Online Single Window portal of State (WB)

After selecting the service '**Consent to Operate under the Air (Prevention and Control of Pollution) Act, 1981) & Water Act (Prevention and Control of Pollution) Act, 1974**' from West Bengal Pollution Control Board, the applicant has to click on '**Create CAF**'. Applicant's CAF ID will be created. The unique CAF ID is referred to as the common application form.

Applicant's Dashboard

CAF ID generated.

Click on 'Apply Online' to proceed with the application.

Ease of Doing Business | Single Window Services for Business

Business Reference ID: CAF2022000483

SL NO.	SERVICE	ACTION
1	Consent to Operate under the Air (Prevention and Control of Pollution) Act, 1981) & Water Act (Prevention and Control of Pollution) Act, 1974 (WBRTPS Timeline: Green-15, Orange-30, Red-60) ● Basic Details Saved. ● Application Submitted / Forwarded to Inspector ● Inprogress ● Clarification Raised and Clarification Closed by the industry / Inspection Raised and Inspection Closed ● Application Returned ● Approved / Completed	

Copyright © All Rights Reserved

Design & Developed by NIC

After clicking on '**Apply Online**' option, the applicant shall be redirected to the main application form. The applicant will have to fill in the required details and review the application form (screenshot below):

User Manual

Consent to Operate under the Air (Prevention and Control of Pollution) Act, 1981) & Water Act (Prevention and Control of Pollution) Act, 1974

Provided as a service through 'SilpaSathi' the Online Single Window portal of State (WB)

Application Form

Common Application Form - CAF2022000483

Process Start 10%

Consent to Operate under the Air (Prevention and Control of Pollution) Act, 1981) & Water Act (Prevention and Control of Pollution) Act, 1974

Application Details

Select Establishment *
Sample establishment name

Name of Industry *
Sample establishment name

Occupier Email *
Test6@Gmail.Com

Service Id *
102

Occupier Mobile *
9876543210

Industry Pin Code *
700009

Industry Telephone No *
9876543210

Industry District *
Kolkata

Industry Address *
Sample Address

First Name *
Sample first name

Last Name *
Sample last name

Industry Email *
Test8@Gmail.Com

<< Back Save & Continue >>

Copyright © All Rights Reserved Design & Developed by NIC

Common Application Form - CAF2022000483

Process Start 10%

Consent to Operate under the Air (Prevention and Control of Pollution) Act, 1981) & Water Act (Prevention and Control of Pollution) Act, 1974

Application Details

Select Establishment *
Sample establishment name

Name of Industry *
Sample establishment name

Occupier Email *
Test6@Gmail.Com

Service Id *
102

Occupier Mobile *
9876543210

Industry Pin Code *
700009

Industry Telephone No *
9876543210

Industry District *
Kolkata

Industry Address *
Sample Address

First Name *
Sample first name

Last Name *
Sample last name

Industry Email *
Test8@Gmail.Com

<< Back Save & Continue >>

Copyright © All Rights Reserved Design & Developed by NIC

The applicant shall review the filled in application form and proceed for final submission of application. Once reviewed, the applicant shall also be required to click on the Declaration checkbox on the bottom left of the application page before proceeding to 'Submit' button, as illustrated in the screenshots below.

User Manual

Consent to Operate under the Air (Prevention and Control of Pollution) Act, 1981) & Water Act (Prevention and Control of Pollution) Act, 1974

Provided as a service through 'SilpaSathi' the Online Single Window portal of State (WB)

Common Application Form Preview - CAF2022000483

Almost Completed 87%

PARAMETERS	INPUTS
Consent to Operate (New) under the Air (Prevention and Control of Pollution) Act, 1981) & Water Act (Prevention and Control of Pollution) Act, 1974	
Name of Industry	Sample establishment name
Occupier Email	Test6@Gmail.Com
Occupier Mobile	9876543210
Service Id	102
Industry Pin Code	700009
Industry Telephone No	9876543210
Industry District	Kolkata

Copyright © All Rights Reserved Design & Developed by NIC

Common Application Form Preview - CAF2022000483

Name of Industry	Sample establishment name
Occupier Email	Test6@Gmail.Com
Occupier Mobile	9876543210
Service Id	102
Industry Pin Code	700009
Industry Telephone No	9876543210
Industry District	Kolkata
Industry Address	Sample Address
First Name	Sample first name
Last Name	Sample last name
Industry Email	Test8@Gmail.Com

UPLOADED SUPPORTING DOCUMENTS

Uploaded Documents Not Available

☒ I hereby declare that the particulars given above are true to the best of my knowledge and belief *

Click to continue with the application process.

Submit

Declaration Statement

Design & Developed by NIC

Upon completion of the application process the applicant clicks on the '**Submit**' button for final submission of the application. Please refer to the screenshots below for detailed illustrations.

On clicking on 'Submit' link, the following webpage appears post submission of application with updated Status.

User Manual

Consent to Operate under the Air (Prevention and Control of Pollution) Act, 1981) & Water Act (Prevention and Control of Pollution) Act, 1974

Provided as a service through 'SilpaSathi' the Online Single Window portal of State (WB)

silpasathi.wb.gov.in/caf/submitted/62/sl.1A1WEkrQ09hZFpN6klIMVpUQT09/RkFwSUprnc3ZXRhHaURLbmM5MFE5dz09

Ease of Doing Business | Single Window Services for Business

Welcome Onboard*
TEST USER

For any technical query, kindly drop a mail at helpdesk.silpasathi@gmail.com

Current Status-CAF2022000483

NAME OF THE SERVICES		CURRENT STATUS	DATE
Consent to Operate under the Air (Prevention and Control of Pollution) Act, 1981) & Water Act (Prevention and Control of Pollution) Act, 1974	Basic Details Saved.	Completed	
	Application Submitted / Forwarded to Inspector	Pending	
	Inprogress	Pending	
	Clarification Raised and Clarification Closed by the industry / Inspection Raised and Inspection Closed	Pending	
	Application Returned	Pending	
	Approved/ Completed	Pending	

Copyright © All Rights Reserved

Design & Developed by

The applicant /user shall be notified via SMS and email on his registered phone number and email id respectively. The applicant receives notifications at different stages of the application - application submission, application approval, etc.

← VM-WBGOVT

Application submitted. Status can also be checked online at any time through the Applicant Dashboard by logging into the Silpasathi Portal. Please keep this CAF number saved for future reference.

CAF No.: CAF2024XXXXXX
Dt.: 22-07-2024 14:03:05
- Silpa Sathi SWP, Govt. of WB

2:03 pm

Application status notified through SMS.

Application status notified through email.

Common Application Submitted - silpasathi.wb.gov.in

silpasathi.wb.gov.in <silpasathi@wb.gov.in>
to me

Application submitted. Please check your status at regular intervals for taking necessary action as guided by the system. Keep this number for future reference. CAF No.: CAF2022000481 Dt.: 22-09-2022 11:07:11 Silpa Sathi SWP, Govt. of WB

NOTE: YOU ARE RECEIVING THIS EMAIL BECAUSE YOU ARE A USER OF silpasathi.wb.gov.in GOVT. OF WEST BENGAL. PLEASE DO NOT REPLY TO THIS MAIL. THIS IS AN AUTO GENERATED MAIL AND REPLIES TO THIS EMAIL ID ARE NOT ATTENDED TO.

User Manual

Consent to Operate under the Air (Prevention and Control of Pollution) Act, 1981& Water Act (Prevention and Control of Pollution) Act, 1974

Provided as a service through 'SilpaSathi' the Online Single Window portal of State (WB)

2. Track Status of Application

Applicant's Dashboard

Click on 'Check status' to view the latest status of the application.

The screenshot shows the Applicant's Dashboard for the application ID CAF2022000483. The dashboard includes a 'Check Status' button and a 'Click to Proceed' button. The application status is shown as 'Basic Details Saved'.

SL NO.	SERVICE	ACTION
1	Consent to Operate under the Air (Prevention and Control of Pollution) Act, 1981& Water Act (Prevention and Control of Pollution) Act, 1974 (WBRTPS Timeline: Green-15, Orange-30, Red-60)	Click to Proceed

Progress bar: Basic Details Saved (Completed), Application Submitted / Forwarded to Inspector (Inprogress), Clarification Raised and Clarification Closed by the industry / Inspection Raised and Inspection Closed (Pending), Application Returned (Pending), Approved / Completed (Pending).

Status Dashboard

The screenshot shows the Status Dashboard for the application ID CAF2022000483. The dashboard includes a 'Click to Proceed' button and a 'Click to Proceed' button. The application status is shown as 'Basic Details Saved'.

NAME OF THE SERVICES	CURRENT STATUS	DATE
Consent to Operate under the Air (Prevention and Control of Pollution) Act, 1981& Water Act (Prevention and Control of Pollution) Act, 1974	Basic Details Saved. Completed	
	Application Submitted / Forwarded to Inspector Pending	
	Inprogress Pending	
	Clarification Raised and Clarification Closed by the industry / Inspection Raised and Inspection Closed Pending	
	Application Returned Pending	
	Approved / Completed Pending	

Application status updated.

The applicant clicks on 'Click to Proceed' button to further processing of the application. The applicant can now view the Departmental Application page and proceed with the application.

The screenshot shows the Applicant's Dashboard for the application ID CAF2022000483. The dashboard includes a 'Check Status' button and a 'Click to Proceed' button. The application status is shown as 'Basic Details Saved'.

SL NO.	SERVICE	ACTION
1	Consent to Operate under the Air (Prevention and Control of Pollution) Act, 1981& Water Act (Prevention and Control of Pollution) Act, 1974 (WBRTPS Timeline: Green-15, Orange-30, Red-60)	Click to Proceed

Progress bar: Basic Details Saved (Completed), Application Submitted / Forwarded to Inspector (Inprogress), Clarification Raised and Clarification Closed by the industry / Inspection Raised and Inspection Closed (Pending), Application Returned (Pending), Approved / Completed (Pending).

User Manual

Consent to Operate under the Air (Prevention and Control of Pollution) Act, 1981) & Water Act (Prevention and Control of Pollution) Act, 1974

Provided as a service through 'SilpaSathi' the Online Single Window portal of State (WB)

Note: Latest status can be seen any time through Applicant's Dashboard

Process illustrated in the screenshots below:

The applicant can now view his submitted applications in the **West Bengal Pollution Control Board (WBPCB)** page.

Once reviewed, the application will be submitted successfully with a **unique application ID** along with the downloadable form, as mentioned in the preceding screenshots below:

Step 1: Enter details about Industry.

The screenshot displays the 'Online Consent Management & Monitoring System' (OCMMS) web portal of the West Bengal Pollution Control Board. The page is titled 'Consent Management' and includes a navigation menu with 'Home', 'Consent Management', and 'Logout'. A sidebar on the left contains links for 'Industry Profile' and 'Fee Calculator', along with a 'Send us your feedback and suggestions' button. The main content area shows a 'Welcome Sample establishment name' message and a date of '28-9-2022'. Below this, there is a tabbed interface with 'Industry' selected. The 'Industry Details' section contains the following fields:

Field	Value
Full Name of Industry/Institute/Premises/Area/Land/Treatment Plant/Local body/Unit/firm*	Sample establishment name
Total cost of the Plant and Machinery *	5000000.00 (in Rs)
Total cost of the Project (as stated in the affidavit)	500000000.00 (in Rs)
Total investment on control Air pollution	
Plot No./Dag No./Revenue Survey No./Chalta No./TC No. :	258
Police Station*	Amherst Street
PO*	Amherst Street
Local Body*	KMC
Ward No.*	16
JL No.*	123 Member Secretary
Address*	Sample industry address (address where industry is established)
Pin:	700010 (pin of address locality)

Step 2: Enter details about Occupier.

User Manual

Consent to Operate under the Air (Prevention and Control of Pollution) Act, 1981) & Water Act (Prevention and Control of Pollution) Act, 1974

Provided as a service through 'SilpaSathi' the Online Single Window portal of State (WB)

The screenshot shows the 'Occupiers Details' form in the WB OCMMS portal. The form is titled 'Occupiers Details' and contains the following fields:

Applicant Name:	Test	(name of occupant)
Nationality of Applicant:	Indian	
Street/Road/Building Name :	Abc	(address of occupant)
Status Of Applicant:	Individual	
City /Town / Village :	Kolkata	(city where occupant live)
Pin:	700010	(pin of address locality)
S.T.D. Code(Phone):	0	(std code of phone no)
Phone No:	456123	(phone no upto 8 characters)
Mobile No:*	9876543210	(mobile no upto 12 characters with country code)
Email Address *	test7@gmail.com	(e.g. info@abc.com)

Below the form, there is a section for saving the application:

Do You Want To Save The Application as ☐ Completed ☒ Save Draft

A red box highlights the 'Save' button.

Step 3: Additional details

The screenshot shows the 'Other Details' form in the WB OCMMS portal. The form is titled 'Other Details' and contains the following fields:

Population residing in the Quarters / Colony, if applicable	25
Number of persons engaged by the factory :	30
Workers/Labourer (including contract engagements)	15
Management Staff	10
Others (Night watchman etc.)	5
No. of working hour per day	24
No. of working day per year	365
Consent Validity Period :	22/09/2022
Expenditure to be incurred for Implementation of Environmental Management Plan (Capital Investment) :	0. (in Rs)

Below the form, there is a section for saving the application:

Do You Want To Save The Application as ☐ Completed ☒ Save Draft

A red box highlights the 'Save' button.

Step 4: Enter details about product.

User Manual

Consent to Operate under the Air (Prevention and Control of Pollution) Act, 1981) & Water Act (Prevention and Control of Pollution) Act, 1974

Provided as a service through 'SilpaSathi' the Online Single Window portal of State (WB)

The screenshot shows the 'Product' tab selected in the application. The 'Product Details And Expenditure' table lists 'List of Production Details*' and 'Raw Material Details'. Below the table, there are instructions for using the 'Add', 'View', and 'Delete' links. At the bottom, there is a 'Do You Want To Save The Application as' section with radio buttons for 'Completed' and 'Save Draft'. The 'Save' button is highlighted with a red box.

Fee Calculator

Send us your feedback and suggestions

Welcome Sample establishment name Date : 28-9-2022

You have already registered with WB OCMMS

Industry Occupier Other Product W Emiss./Disch. Air Emission NOISE HWM/SWM Documents

Product Details And Expenditure	Action
List of Production Details*	Add View Delete
Raw Material Details	Add View Delete

* Instructions:

- click "Add" link to add the product details
- click "View" link to view the product details
- click "Delete" link to delete the product details
- To update the product delete, first delete the product details you want to edit and then add new one.

Do You Want To Save The Application as ☐ Completed ☒ Save Draft

Save

Step 5: Enter details about water emission/Discharge

The screenshot shows the 'W Emiss./Disch.' tab selected in the application. The 'Water Emission/Discharge' form is displayed, containing various fields for entering details about water emission and discharge. The 'Water Emission/Discharge' tab is highlighted with a red box.

Fee Calculator

Send us your feedback and suggestions

Welcome Sample establishment name Date : 28-9-2022

You have already registered with WB OCMMS

Industry Occupier Other Product W Emiss./Disch. Air Emission NOISE HWM/SWM Documents

Water Emission/Discharge	Action
Waste Water Treatment Plant Details	Add View Delete
Expected water consumption for different uses	Add View Delete
Water Consumption Details	Add View Delete
Waste Water Discharge point	Add View Delete
Waste Water Generated.	Add View Delete
Physical Characteristics Details	Add View Delete
Chemical Characteristics Details	Add View Delete

Do you propose to recirculate/ reuse treated water and/or dual / plumbing system any: Not-Selected

Proposed treatment facility of liquid waste If yes, please give details of the treatment facility: Not-Selected

Is the effluent toxic?: yes

Is there any sudden change of temperature of effluent exceeding 10 degree C at any time?: yes

Give details and percentage of recycling or re-use of waste water/ treated effluent/ other products, if envisaged:

Give material balance of the water consumption in different waste-water generation:

Attach latest analysis report of the Board or Board's recognised laboratory showing quality of liquid waste discharge (before and after treatment): Not-Selected

What monitoring arrangement is currently there or proposed:

Whether water meter at water intake points installed: No

Whether energy meter of E.T.P. installed: yes

User Manual

Consent to Operate under the Air (Prevention and Control of Pollution) Act, 1981 & Water Act (Prevention and Control of Pollution) Act, 1974

Provided as a service through 'SilpaSathi' the Online Single Window portal of State (WB)

Physical Characteristics Details Add View Delete

Chemical Characteristics Details Add View Delete

Do you propose to recirculate/ reuse treated water and/or dual / plumbing system any: Not-Selected

Proposed treatment facility of liquid waste If yes, please give details of the treatment facility: Not-Selected

Is the effluent toxic?: yes

Is there any sudden change of temperature of effluent exceeding 10 degree C at any time?: yes

Give details and percentage of recycling or re-use of waste water/ treated effluent/ other products, if envisaged:

Give material balance of the water consumption in different waste-water generation:

Attach latest analysis report of the Board or Board's recognised laboratory showing quality of liquid waste discharge (before and after treatment): Not-Selected

What monitoring arrangement is currently there or proposed:

Whether water meter at water intake points installed: No

Whether energy meter of E.T.P. installed: yes

Whether wastewater flow measuring device installed: yes

*** Instructions:**
There are three sections under W Emiss./Disch. Please fill all the details pertaining to W Emiss./Disch. To enter the details, use the links as follows:

- click "Add" link to add details
- click "View" link to view details
- click "Delete" link to delete details
- To update the delete, first delete the details you want to edit and then add new one.

Do You Want To Save The Application as: ☐ Completed ☒ Save Draft

Save

Step 6: Enter details about air emission

Industry Profile

Fee Calculator

Send us your feedback and suggestions

Welcome Sample establishment name Date : 28-9-2022

You have already registered with WB OCMMMS

Industry Occupier Other Product W Emiss./Disch. Air Emission NOISE HWM/SWM Documents

Air Emission

Air Emission	Action
Stack Details	Add View Delete
Process Emissions	Add View Delete
Fuel Consumption	Add View Delete
Boilers	Add View Delete
Air pollution control system	Add View Delete
D.G Sets	Add View Delete
Flue Gas Emissions:	Add View Delete
Generation of gaseous waste	Add View Delete
From Furnaces, Heaters, Kiln etc.	Add View Delete

State the total qty of Air handled by ventilation equipment. Specify size & no of equipment's installed or to be installed:

Annual operation and maintenance cost of Air pollution control plant, if any:

Further action that is being taken by the firm to control Air Pollution:

Other relevant information, if any:

Whether facilities available for liquid waste treatment if yes, Not-Selected

Proposed facility for liquid waste treatment if yes, Not-Selected

Power Supply Agency at the factory premises (viz. C.E.S.C./W.B.S.E.B./Others (Specify)): CESC

User Manual

Consent to Operate under the Air (Prevention and Control of Pollution) Act, 1981) & Water Act (Prevention and Control of Pollution) Act, 1974

Provided as a service through 'SilpaSathi' the Online Single Window portal of State (WB)

Step 7: Enter details about noise

The screenshot shows the 'NOISE POLLUTION' section of the WB OCMMS portal. The left sidebar contains links for 'Industry Profile', 'Fee Calculator', and 'Send us your feedback and suggestions'. The main content area has a header with a tree image and a welcome message. Below the header is a navigation bar with tabs for 'Industry', 'Occupier', 'Other', 'Product', 'W Emiss./Disch.', 'Air Emission', 'NOISE', 'HWM/SWM', and 'Documents'. The 'NOISE POLLUTION' section is active, showing a table with columns for 'Details of sources of Noise Pollution' and 'Action'. The table has a row for 'Describe the type of acoustic enclosure/insulation proposed to be provided to control noise generated from the D.G. Set' with an 'Add' button. Below the table are instructions for adding, viewing, and deleting hazardous waste details. At the bottom, there is a 'Do You Want To Save The Application as' section with radio buttons for 'Completed' and 'Save Draft', and a 'Save' button highlighted with a red box.

Step 8: Enter details about HWM/SWM.

The screenshot shows the 'HWM/SWM' section of the WB OCMMS portal. The left sidebar contains links for 'Industry Profile', 'Fee Calculator', and 'Send us your feedback and suggestions'. The main content area has a header with a tree image and a welcome message. Below the header is a navigation bar with tabs for 'Industry', 'Occupier', 'Other', 'Product', 'W Emiss./Disch.', 'Air Emission', 'NOISE', 'HWM/SWM', and 'Documents'. The 'HWM/SWM' section is active, showing a table with columns for 'Hazardous Waste' and 'Action'. The table has rows for 'Hazardous Waste' and 'Solid Wastes', each with 'Add', 'View', and 'Delete' buttons. Below the table are fields for 'Name and Details of Processing technology', 'Type and quality of waste to be processed per day', 'Measures to be taken for safety of workers working in the plant', and 'Hazardous Chemicals to be handled [Refer-Manufacture, Storage and Import of Hazardous Chemicals Rules, 1989 (MSIHC)]'. At the bottom, there is a 'Do You Want To Save The Application as' section with radio buttons for 'Completed' and 'Save Draft', and a 'Save' button highlighted with a red box.

User Manual

Consent to Operate under the Air (Prevention and Control of Pollution) Act, 1981) & Water Act (Prevention and Control of Pollution) Act, 1974

Provided as a service through 'SilpaSathi' the Online Single Window portal of State (WB)

Step 9: Upload documents

Industry Profile
Fee Calculator
Send us your feedback and suggestions

Welcome Sample establishment name Date : 28-9-2022
You have already registered with WB OCMMS

Industry Occupier Other Product W Emiss./Disch. Air Emission NOISE HWM/SWM Documents

Documents Details

Upload Required Documents	Upload
View Documents	View
Delete Saved Documents	Delete

* Instructions:

For Online Document Upload:

- Click link "Upload" to upload the document
- Click "Browse" to select the document
- You can select multiple documents at the same time
- Select all the documents by clicking "Browse" button
- Select all the documents by clicking "Browse" button
- Click "Save" button to upload the document
- Message "Document successfully uploaded" will be displayed

Do You Want To Save The Application as ☐ Completed ☒ Save Draft

Save

Step 10: Add documents.

Add More Document

Application For	Document Name	Document Name
CTO RED ORANGE	Copy of CFE Certificate*	Choose File No file chosen Upload Black & White 150 Dpi pdf documents
CTO RED ORANGE	Project Report with details of emission, effluent, solid waste management plan, raw materials, finished products, manufacturing process including list of machinery*	Choose File No file chosen Upload Black & White 150 Dpi pdf documents
CTO RED ORANGE	Copy of the last CFO certificate (for CFO renewal cases)	Choose File No file chosen Upload Black & White 150 Dpi pdf documents
CTO RED ORANGE	Compliance status report of previous directions / conditions (if any)	Choose File No file chosen Upload Black & White 150 Dpi pdf documents
CTO RED ORANGE	Current test reports for emission / effluent (in last one year)*	Choose File No file chosen Upload Black & White 150 Dpi pdf documents
CTO RED ORANGE	Paid bank challan, if any	Choose File No file chosen Upload Black & White 150 Dpi pdf documents
CTO RED ORANGE	Any land related document rent agreement, rent receipt, land deed, porch, lease document as applicable*	Choose File No file chosen Upload Black & White 150 Dpi pdf documents
CTO RED ORANGE	Compliance status of CFE conditions if any	Choose File No file chosen Upload Black & White 150 Dpi pdf documents
CTO RED ORANGE	Gross Capital Investment Certificate(Self-Certified Undertaking),*	Choose File No file chosen Upload Black & White 150 Dpi pdf documents

Save

Uploaded Documents Details

For Online Document Upload:

- Click link "Upload" to upload the document
- Click "Browse" to select the document
- You can select multiple documents at the same time
- Select all the documents by clicking "Browse" button
- Select all the documents by clicking "Browse" button
- Click "Save" button to upload the document
- Message "Document successfully uploaded" will be displayed

Do You Want To Save The Application as ☐ Completed ☒ Save Draft

Save

User Manual

Consent to Operate under the Air (Prevention and Control of Pollution) Act, 1981) & Water Act (Prevention and Control of Pollution) Act, 1974

Provided as a service through 'SilpaSathi' the Online Single Window portal of State (WB)

Step 11:

The screenshot shows the 'Consent Management' interface. On the left is a sidebar with links: Home, Industry Profile, Fee Calculator, and a feedback section. The main content area has a header with 'Consent Management' and 'Logout'. Below the header is a welcome message and a date '28-9-2022'. A navigation bar contains tabs: Industry, Occupier, Other, Product, W Emiss./Disch., Air Emission, NOISE, HWM/SWM, and Documents. The 'Documents Details' section includes links for 'Upload Required Documents', 'View Documents', and 'Delete Saved Documents'. Below this, there are instructions for online document upload and a 'Save' button highlighted with a red box.

*** Instructions:**

For Online Document Upload:

- Click link "Upload" to upload the document
- Click "Browse" to select the document
- You can select multiple documents at the same time
- Select all the documents by clicking "Browse" button
- Select all the documents by clicking "Browse" button
- Click "Save" button to upload the document
- Message "Document successfully uploaded" will be displayed

Do You Want To Save The Application as: ☒ Completed ☐ Save Draft

Save

Step 12: Unique Application Number generated

The screenshot shows the 'Consent Application Details' page. The header includes the West Bengal Pollution Control Board logo and the text 'Online Consent Management & Monitoring System'. The main content area has a 'Consent Application Details' section with a highlighted 'Application No : 2794319'. Below this, there is a congratulatory message and a list of documents to be submitted.

Consent Application Details

Application No : 2794319

Congratulations! Application submitted successfully.

Your Consent Application has been received under the Application Number **2794319**. (Note this number for future communication and know the online status of the application submitted)

Submitted application is under processing. Please send the following documents by post/by hand. You may ignore sending the documents which have been uploaded online.

1) Copy of CFE Certificate 2) Copy of CFE Certificate 3) Project Report with details of emission, effluent, solid waste management plan, raw materials, finished products, manufacturing process including list of machinery 4) Copy of EC for EC Attracting projects 5) Paid bank challan, if any 6) Self certified site plan/layout out with road map/route map 7) Project Report with details of emission, effluent, solid waste management plan, raw materials, finished products, manufacturing process including list of machinery 8) Copy of EC for EC Attracting projects 9) Paid bank challan, if any 10) Any land related document (rent agreement, rent receipt, land deed, porch, lease document as applicable) 11) Self certified site plan/layout out with road map/route map 12) Project Report with details of emission, effluent, solid waste management plan, raw materials, finished products, manufacturing process including list of machinery 13) Project Report with details of emission, effluent, solid waste management plan, raw materials, finished products, manufacturing process including list of machinery 14) Compliance status of CFE conditions (if any) 15) Copy of the last CFE certificate (for CFE renewal cases) 16) Copy of the last CFE certificate (for CFE renewal cases) 17) Compliance status report of previous directions / conditions (if any) 18) Compliance status report of previous directions / conditions (if any) 19) Current test reports for emission / effluent (in last one year) 20) Current test reports for emission / effluent (in last one year) 21) Paid bank challan, if any 22) Paid bank challan, if any 23) Hazardous Waste storage

User Manual

Consent to Operate under the Air (Prevention and Control of Pollution) Act, 1981) & Water Act (Prevention and Control of Pollution) Act, 1974

Provided as a service through 'SilpaSathi' the Online Single Window portal of State (WB)

West Bengal Pollution Control Board

Online Consent Management & Monitoring System

West Bengal Pollution Control Board
(Department of Environment, Govt. of West Bengal)

Home Consent Management Logout

Industry Profile
Fee Calculator

Send us your feedback and suggestions

Welcome Sample establishment name Date : 28-8-2022

Industry Other Product W Emiss./Disch. Air Emission NOISE HWM/SWM

Documents

General Details

Consent Type*	CTO
Consent For*	both
Application For*	new

Industry Details

Industry Name*	Sample establishment name
Category:	RED
Total cost of the Plant and Machinery*	5000000.00(In Rs)
Total cost of the Project (as stated in the affidavit)	50000000.00(In Rs)
Total investment on control Air pollution	
Plot No./Dag No./Revenue Survey No./Ghata No./TC No. :	258
Police Station*	Amherst Street

Print Form Form

Received Files

CTO(2794319).pdf
C:\Users\SOURJAY\Downloads

Open

Ease of Doing Business | Single Window Services for Business

For any technical query, kindly drop a mail at helpdesk.silpasathi@gmail.com

Current Status-CAF2022000483

NAME OF THE SERVICES	CURRENT STATUS	DATE
Consent to Operate under the Air (Prevention and Control of Pollution) Act, 1981) & Water Act (Prevention and Control of Pollution) Act, 1974	Basic Details Saved.	Completed
	Application Submitted / Forwarded to Inspector	Completed
	Inprogress	Completed
	Clarification Raised and Clarification Closed by the industry / Inspection Raised and Inspection Closed	Completed
	Application Returned	Pending
	Approved / Completed	Pending

Application status updated.

Copyright © All Rights Reserved

Design & Developed by [NIC](#)

Note: Latest status can be seen any time through Applicant's Dashboard

User Manual

Consent to Operate under the Air (Prevention and Control of Pollution) Act, 1981) & Water Act (Prevention and Control of Pollution) Act, 1974

Provided as a service through 'SilpaSathi' the Online Single Window portal of State (WB)

3. Online Payment of fees

The applicant is now required to pay the required fees based on the application filled by the applicant. The applicant has to click on '[Click to Proceed](#)' option and proceed with the payment procedure. The screenshot below provides an illustration:

Applicant's Dashboard

BUSINESS REFERENCE ID : CAF2022000483

Check Status

SL NO.	SERVICE	ACTION
1	Consent to Operate under the Air (Prevention and Control of Pollution) Act, 1981) & Water Act (Prevention and Control of Pollution) Act, 1974 (WBRTPS Timeline: Green-15, Orange-30, Red-60)	Click to Proceed

Basic Details Saved, Application Submitted / Forwarded to Inspector, Inprogress, Clarification Raised and Clarification Closed by the Industry / Inspection Raised and Inspection Closed, Application Returned

For proceeding with payment

BUSINESS REFERENCE ID : CAF2022000482

Apply Online

BUSINESS REFERENCE ID : CAF2022000481

Check Status

BUSINESS REFERENCE ID : CAF2022000460

Check Status

BUSINESS REFERENCE ID : CAF2022000457

Check Status

The applicant can now view the Departmental Page which is the official website of **West Bengal Pollution Control Board** and complete the payment process. The payment procedure has been illustrated as per the following screenshots.

The applicant can click on '[Make Payment](#)' option as illustrated in the screenshot.

Online Consent Management & Monitoring System

West Bengal Pollution Control Board
(Department of Environment, Govt. of West Bengal)

Home Consent Management Logout

Industry Profile

Fee Calculator

Send us your feedback and suggestions

Welcome Sample establishment name Date : 28-9-2022

In-progress Application		Completed Application					
Application No	Application Date	Application For	Application Name	Type	Certificate For	Status	File No.
2752267	22-09-2022 12:25	A/W/H	Sample establishment name	CTE		Granted	Works/2012/noc/1221111
2794319	28-09-2022 12:08	A/W/H	Sample establishment name	CTO		Scrutiny Complete	Works/2012/noc/1221111

Make Payment

Click to make payment.

Site designed, hosted by National Informatics Center
© Content Owned, Updated and Maintained by West Bengal Pollution Control Board

User Manual

Consent to Operate under the Air (Prevention and Control of Pollution) Act, 1981) & Water Act (Prevention and Control of Pollution) Act, 1974

Provided as a service through 'SilpaSathi' the Online Single Window portal of State (WB)

The fees details and other necessary application details as displayed.

The screenshot displays the 'Online Consent Management & Monitoring System' interface. The header includes the West Bengal Pollution Control Board logo and the system title. A welcome message is shown for 'Sample establishment name'. A red box highlights the 'Merchant Name' (WBPCB), 'Application Id' (2794319), 'Applied For' (CTO - A/W/H -), 'Fee Applicable (in Rs.)' (1.0), 'Late Fees (in Rs.)' (0.0), 'Additional Fees (in Rs.)' (0.0), 'Payable Amount (in Rs.)' (1.0), and 'Select your Payment Mode' (Online). A green callout box points to this section with the text: 'Payable amount and application ID displayed.' To the right, a table shows application details:

Application No.	Type	Certificate For	Status	File No.
2794319	CTE	Granted	Works/2012/noc/12211111	
2794319	CTO	Scrutiny Complete	Works/2012/noc/12211111	Make Payment

Buttons for 'Proceed' and 'Exit' are visible at the bottom of the highlighted section.

The screenshot shows the 'Make Payment' page. It includes a 'Please verify your Details' section with the following information:

Application Id :	2794319
Applied For :	CTO - both - new
PRN No. :	113502699
Payable Amount (in Rs.) :	1.0 ₹

Below this, there is a 'Select your payment mode and click 'Submit'' section with the following options:

- ☒ Net Banking/Credit/Debit Cards/DD/Cheque/Cash/RTGS/NEFT

Buttons for 'Submit' and 'Back' are present. At the bottom, there is a 'Terms and Conditions' link and a footer stating: 'Site designed, hosted by National Informatics Center. © Content Owned, Updated and Maintained by West Bengal Pollution Control Board.'

User Manual

Consent to Operate under the Air (Prevention and Control of Pollution) Act, 1981) & Water Act (Prevention and Control of Pollution) Act, 1974

Provided as a service through 'SilpaSathi' the Online Single Window portal of State (WB)

The applicant has to enter the correct details for payment transaction and proceed with the payment process.

Merchant : WEST BENGAL POLLUTION CONTROL BOARD
28/09/2022 12:08:103

Payment Mode

Cash	Transaction ID	220928132067234
Cheque / DD	Amount	Rs. 1.0
RTGS / NEFT	Convenience Fee	Rs. 0.00
Net Banking	GST	Rs. 0.00
Debit Card	Total Bill Amount	Rs. 1.00
Credit Card		
UPI		

Mobile No : 9876543210 Email ID : Optional

Payer Name : Optional VPA : Mandatory

*Please provide the mobile number for transaction communication & viewing transaction history.

☒ VPA ☐ QR Code

Proceed Now Cancel

Select payment mode.

Awaiting UPI Payment Confirmation 4:58

Please do not press 'Refresh' or 'Back' button.
Transaction is being processed, towards WEST BENGAL POLLUTION CONTROL BOARD amounting to Rs. 1.00.
Please approve/process the payment request, through the respective <rohitrajex131044@okhdfcbank> mapped upi application with in 5 minutes.

Transaction ID:	221014134087621
Merchant Name	WEST BENGAL POLLUTION CONTROL BOARD
Amount	Rs. 1.00
Convenience Fee	Rs. 0.00
GST	Rs. 0.00
Total Bill Amount	Rs. 1.00

Notes:

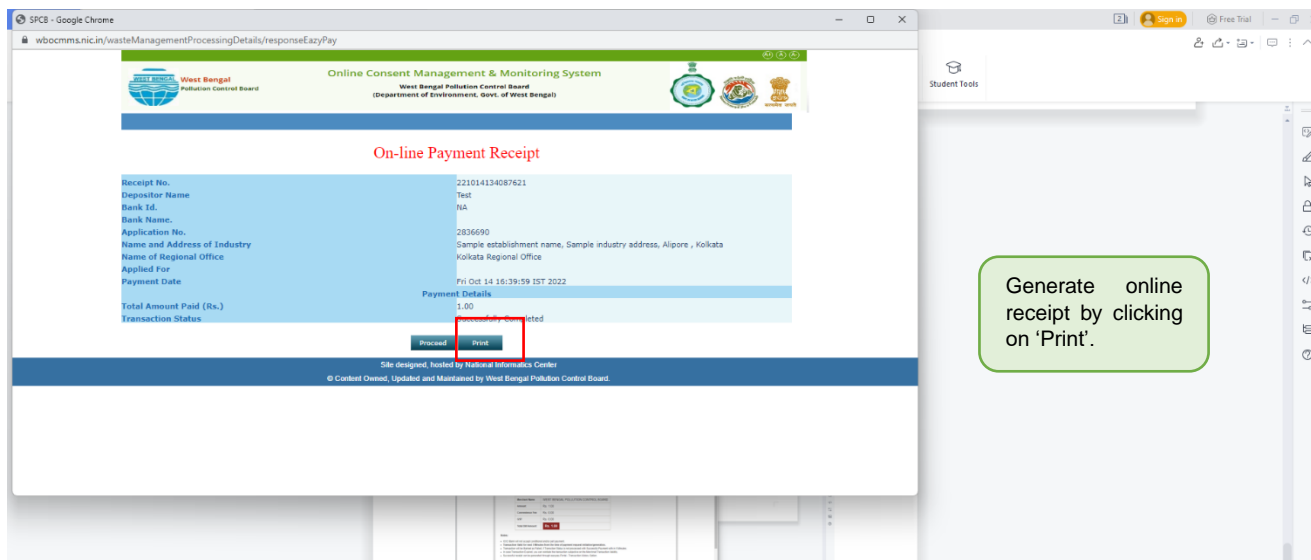
- ICICI Bank will not accept conditional and/or part payment.
- Transaction Valid for next 5 Minutes from the time of payment request initiation/generation.
- Transaction will be Marked as Failed, if Transaction Status is not processed with Successful Payment within 5 Minutes.
- In case Transaction Expired, you can reinitiate the transaction subjective on the Merchant Transaction Validity.
- Successful receipt can be generated through eazypay Portal - Transaction History Option.

The applicant can view the online receipt as generated. He can also print the same for reference.

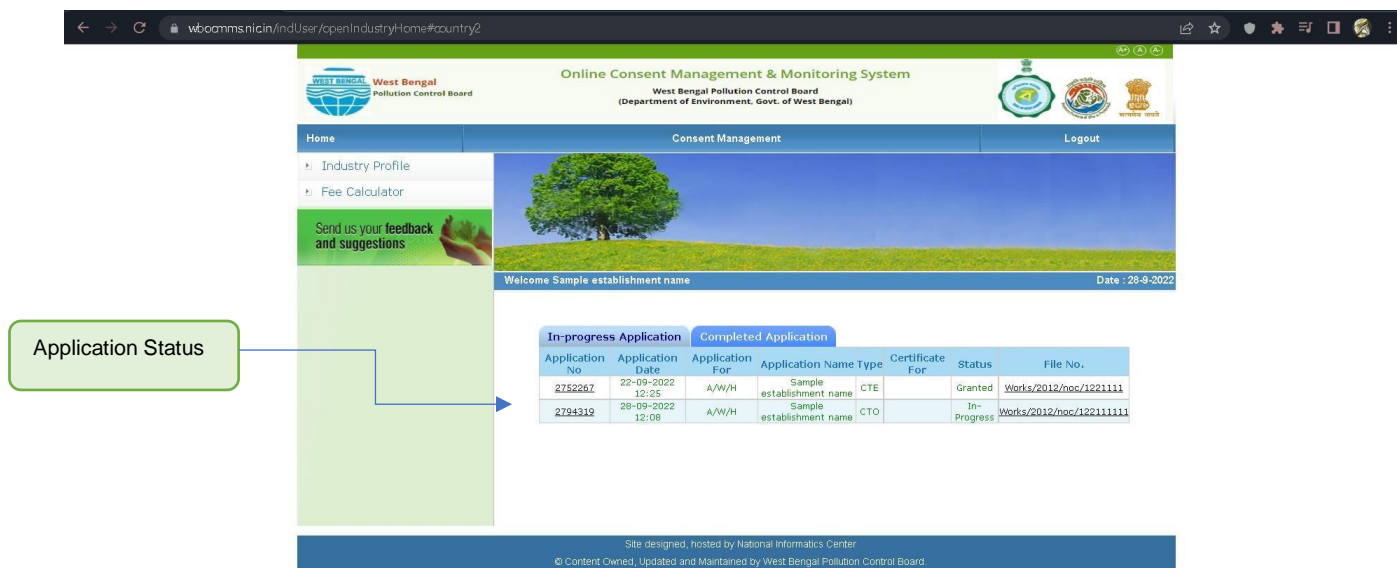
User Manual

Consent to Operate under the Air (Prevention and Control of Pollution) Act, 1981 & Water Act (Prevention and Control of Pollution) Act, 1974

Provided as a service through 'SilpaSathi' the Online Single Window portal of State (WB)



The applicant shall click on 'Proceed' and view the application as submitted.



The applicant can now view his application status in the SilpaSathi page.

User Manual

Consent to Operate under the Air (Prevention and Control of Pollution) Act, 1981) & Water Act (Prevention and Control of Pollution) Act, 1974

Provided as a service through 'SilpaSathi' the Online Single Window portal of State (WB)

Status Dashboard

The screenshot shows the 'Current Status-CAF2022000483' page. It features a table with the following data:

NAME OF THE SERVICES	CURRENT STATUS	DATE
Consent to Operate under the Air (Prevention and Control of Pollution) Act, 1981) & Water Act (Prevention and Control of Pollution) Act, 1974	Basic Details Saved.	Completed
	Application Submitted / Forwarded to Inspector	Completed
	Inprogress	Completed
	Clarification Raised and Clarification Closed by the industry / Inspection Raised and Inspection Closed	Completed
	Application Returned	Completed
	Approved / Completed	Completed

A green callout box labeled 'Latest Status of application as updated' points to the 'Inprogress' row in the table. A red box highlights the last three rows of the table.

For any technical query, kindly drop a mail at helpdesk.silpasathi@gmail.com

Copyright © All Rights Reserved. Design & Developed by NIC

4. Online Download of final approval certificate

The applicant can now click on 'Click to Proceed' to download the final certificate.

Applicant's Dashboard

The screenshot shows the 'Applicant's Dashboard' for business reference ID CAF2022000483. It displays a progress bar for the service 'Consent to Operate under the Air (Prevention and Control of Pollution) Act, 1981) & Water Act (Prevention and Control of Pollution) Act, 1974'. The progress bar is green, indicating completion. The steps shown are: Basic Details Saved, Application Submitted / Forwarded to Inspector, Inprogress, Clarification Raised and Clarification Closed by the industry / Inspection Raised and Inspection Closed, Application Returned, and Approved / Completed. A yellow 'Click to Proceed' button is highlighted in the 'ACTION' column.

The applicant shall now be able to download the final certificate after final approval of application. The applicant has to click on 'PDF' icon to download the Final Approval Certificate issued.

User Manual

Consent to Operate under the Air (Prevention and Control of Pollution) Act, 1981) & Water Act (Prevention and Control of Pollution) Act, 1974

Provided as a service through 'SilpaSathi' the Online Single Window portal of State (WB)

The certificate as downloaded has been illustrated in the screenshot below:

The screenshot shows the 'Common Application Form - CAF2022000483' on the SilpaSathi portal. The form is divided into two main sections: 'APPLICATION SUBMITTED STATUS' and 'PARAMETERS'. The 'APPLICATION SUBMITTED STATUS' section shows the application is 'Approved/Completed'. It lists 'Final Certificate' and 'Application PDF' with red PDF icons. Callouts indicate: 'Click on the icon and Download certificate.' and 'Click on the icon and print application.' The 'PARAMETERS' section shows inputs for 'Consent to Operate (New) under the Air (Prevention and Control of Pollution) Act, 1981) & Water Act (Prevention and Control of Pollution) Act, 1974'. The inputs include: Name of Industry (Sample establishment name), Occupier Email (Test6@Gmail.Com), Occupier Mobile (9876543210), and Service Id (102). The final approval date is 28-09-2022.

APPLICATION SUBMITTED STATUS	
Application Status	Approved/Completed
Final Certificate	
Application PDF	
Final Certificate Approval Date	28-09-2022

PARAMETERS	INPUTS
Consent to Operate (New) under the Air (Prevention and Control of Pollution) Act, 1981) & Water Act (Prevention and Control of Pollution) Act, 1974	
Name of Industry	Sample establishment name
Occupier Email	Test6@Gmail.Com
Occupier Mobile	9876543210
Service Id	102

The Final Certificate gets downloaded (Screenshot)

The screenshot shows the downloaded 'Final Certificate' document. It is a formal letter from the West Bengal Pollution Control Board. The letter is dated 28/09/22 and is addressed to the applicant. It grants 'Consent to Operate (CTO) under Section 25 & 26 of the Water (Prevention and Control of Pollution) Act, 1974 as amended and Section 21 of the Air (Prevention and Control of Pollution) Act, 1981 as amended.' The letter includes conditions for the consent, such as compliance with the directions of the Board and the requirement to submit a copy of the consent to the local authority. The document also includes a table for 'Production Capacity (Per Month)' and 'Average Production (Per Month)'.

West Bengal Pollution Control Board
Bldg. No. 10 A, Block-L A, Sector-II, Salt Lake City, Bidhan Nagar, Kolkata - 700 106, INDIA
Website: www.wbpcb.gov.in, e-mail: wbpchb@wbpcb.gov.in

Category of the Industry: REED
CHO No: WBPCB/2794319/2022/KOLKATA Date: 28/09/22

Consent to Operate (CTO) under Section 25 & 26 of the Water (Prevention and Control of Pollution) Act, 1974 as amended and Section 21 of the Air (Prevention and Control of Pollution) Act, 1981 as amended.

Ref: Application No: 2794319 Dated: 28/09/22

The West Bengal Pollution Control Board (hereinafter referred to as State Board) under the provisions of Section 23 & 26 of the Water (Prevention and Control of Pollution) Act, 1974 as amended and Section 21 of the Air (Prevention and Control of Pollution) Act, 1981 as amended, and Rules and Orders made thereunder hereby grants Consent to Sample Establishment Name (here in after referred to as Applicant) for its unit located at Sample Industry Address for a period from 28/09/22 to 30/09/27 to operate the industrial unit and to discharge liquid effluent and gaseous emission from the premises / land of the industrial unit, in accordance with the conditions as mentioned below provided on any day at any instance the quantity and quality of liquid discharge and gaseous emission shall not exceed the permissible limit as specified in this consent letter and in the Environment (Protection) Act, 1986, as amended.

Breach of the conditions and / or failure to comply with the directions as mentioned below shall render the applicant liable for prosecution under the provisions of the Water (Prevention and Control of Pollution) Act, 1974 as amended and Section 21 of the Air (Prevention and Control of Pollution) Act, 1981 as amended.

The State Board reserve the right to revoke, withdraw or make any reasonable variation / change / after the conditions of this consent letter giving one month's notice to the applicant.

Conditions:

- This Consent is valid for the following activities:

Sl. No.	Name of Activity/Production/By-product	Production Capacity (Per Month)	Average Production (Per Month)
1.	REED	5 KG/DAY/UNIT	5 KG/DAY/UNIT

- The Applicant shall remain responsible for quantity and quality of liquid effluent and air emission.

- Daily waste water generation and discharge shall not exceed:

Source of Waste Water	Quantity in Kilo Litres/day	No. of outlets	Place of discharge
BOREWELL	10	1	DRAINAGE


- To bring into any altered or new outlet / outfall or to change the place of discharge, the Applicant shall have to inform the Board and obtain prior permission of the Board in this effect.

Consent to Operate under the Air (Prevention and Control of Pollution) Act, 1981)& Water Act (Prevention and Control of Pollution) Act, 1974

[←](#) [→](#) [↺](#) [🏠](#) [silpasathi.wb.gov.in/read-bytea-file-all/aWQ%3D/NjEyOTU3/MjY3NzAz/cHJkX3RyYWRlX2NlcnpZmjYXRlc19kZXRhWxz/ZG9jdW1lbm... \[✖\]\(#\)](#) [🔍](#) [🌟](#) [📁](#) [⬇️](#) [👤](#) [⋮](#)

Managed bookmarks D. KX | Knowledge Exc... All Bookmarks

[☰](#) Online NOC 1 / 1 | — 50% + | 🔄 🔗 ⬇️ 🖨️ ⋮



1

5. The Applicant shall provide comprehensive facility for treatment of industrial liquid waste and domestic liquid waste (sewage, sludge and liquid effluent generated from cartons), and operate and maintain the same continuously so that the quality of final effluent conforms to the Standard as given below:

Outlet no.	Nature of effluent	Parameters and standard (in mg/l except pH)	Frequency of sampling
1	A/B/C	pH	2
2	N/V/Z	BOD	4
1	C/D/B	COD	5
1	D/E/C	TSS	6
1	E/F/T	ORP	7

6. Daily water consumption for the following purposes shall not exceed

Source of Water	Purpose of Water Use	Quantity (KL/day)
BORE-WELL	DOMESTIC USE	10

The Applicant shall obtain necessary permission from the concerned authority for abstraction of ground water.

7. The Applicant shall install suitable device for measuring the volume of water consumed for different purposes as mentioned above giving correct result to the satisfaction of the State Board.

8. All the stacks connected to various sources of emitters must be designated by numbers such as S-1, S-2, S-3 etc., and this must be painted / displayed to facilitate identification.

9. The Applicant shall install comprehensive pollution control equipment and operate and maintain the same to conform to the standard as given below:

Stack no.	Stack height from ground level (m)	Stack attached to emission sources	Capacity of emission source	Fuel used Fuel used Quantity	Control System (if any)	Concentration of parameters not to exceed PM ₁₀ (mg/Nm³)	Frequency of sampling

10. The Applicant shall provide ports in the stack(s) and other necessary permanent facilities such as ladders, platforms etc. for monitoring / sampling of the air emissions and the same shall be made available for inspection and use by the State Board's staff as well as State Board's authorized agencies.

11. Waste generation, treatment and disposal shall be as specified below :

Sr. No.	Description of Waste	Quantity	Treatment and Disposal
	SOLID WASTE	SKILLDAY	ETIP

12. The Applicant shall take adequate measures for control of noise level from its own sources within the premises within the limit given below :

Time	Limit in dB (A) Lpn
Day time (6.0 a.m. to 10 p.m.)	65
Night time (10 p.m. to 6 a.m.)	60

13. The Applicant shall at all times maintain good house-keeping and control pollution (including


NIC

User Manual

Consent to Operate under the Air (Prevention and Control of Pollution) Act, 1981 & Water Act (Prevention and Control of Pollution) Act, 1974

Provided as a service through 'SilpaSathi' the Online Single Window portal of State (WB)

One Approval certificate document has been illustrated below:

	West Bengal Pollution Control Board Paribesh Bhawan, Bldg. No. 10 A, Block-LA, Sector-III, Salt Lake City, Bidhan Nagar, Kolkata – 700 106, INDIA Website : www.wbpcb.gov.in, e-mail : wbpcbnet@wbpcb.gov.in								
Category of the Industry: RED									
CFO No: WBPCB/2794319/2022/KOLKATA	Date: 28/09/22								
Consent to Operation (CTO) under Section 25 & 26 of the Water (Prevention and Control of Pollution) Act, 1974 as amended and Section 21 of the Air (Prevention and Control of Pollution) Act, 1981 as amended.									
Ref.: Application No: 2794319 Dated: 28/09/22									
<p>The West Bengal Pollution Control Board (hereinafter referred to as State Board) under the provisions of Section 25 & 26 of the Water (Prevention and Control of Pollution) Act, 1974 as amended and Section 21 of the Air (Prevention and control of Pollution) Act, 1981 as amended, and Rules and Orders made thereunder hereby grants Consent to Sample Establishment Name (here in after referred to as Applicant) for its unit located at Sample Industry Address for a period from 28/09/22 to 30/09/27 to operate the industrial unit and to discharge liquid effluent and gaseous emission from the premises/land of the industrial unit, in accordance with the conditions as mentioned below provided on any day at any instance the quantity and quality of liquid discharge and gaseous emission shall not exceed the permissible limit as specified in this consent letter and in the Environment (Protection) Act, 1986, as amended.</p> <p>Breach of the conditions and / or failure to comply with the directions as mentioned below shall render the applicant liable for prosecution under the provisions of the Water (Prevention and Control of Pollution) Act, 1974 as amended and Section 21 of the Air (Prevention and control of Pollution) Act, 1981 as amended.</p> <p>The State Board reserve the right to revoke, withdraw or make any reasonable variation / change / alter the conditions of this consent letter giving one month's notice to the applicant.</p>									
Conditions:									
1. This Consent is valid for the following activities :									
<table border="1"><thead><tr><th>Sl. No.</th><th>Name of Activity/Products/By-products</th><th>Production Capacity (Per Month)</th><th>Average Production (Per Month)</th></tr></thead><tbody><tr><td>1</td><td>ABC</td><td>5 KG/MONTH</td><td>5 KG/MONTH</td></tr></tbody></table>	Sl. No.	Name of Activity/Products/By-products	Production Capacity (Per Month)	Average Production (Per Month)	1	ABC	5 KG/MONTH	5 KG/MONTH	
Sl. No.	Name of Activity/Products/By-products	Production Capacity (Per Month)	Average Production (Per Month)						
1	ABC	5 KG/MONTH	5 KG/MONTH						
2. The Applicant shall remain responsible for quantity and quality of liquid effluent and air emission.									
3. Daily waste water generation and discharge shall not exceed :									
<table border="1"><thead><tr><th>Source of Waste Water</th><th>Quantity in Kilo Liters/day</th><th>No. of outlets</th><th>Place of discharge</th></tr></thead><tbody><tr><td>BOREWELL</td><td>10</td><td>1</td><td>DRAINAGE</td></tr></tbody></table>	Source of Waste Water	Quantity in Kilo Liters/day	No. of outlets	Place of discharge	BOREWELL	10	1	DRAINAGE	
Source of Waste Water	Quantity in Kilo Liters/day	No. of outlets	Place of discharge						
BOREWELL	10	1	DRAINAGE						
4. To bring into any altered or new outlet / outfall or to change the place of discharge, the Applicant shall have to inform the Board and obtain prior permission of the Board in this effect.									

User Manual

Consent to Operate under the Air (Prevention and Control of Pollution) Act, 1981) & Water Act (Prevention and Control of Pollution) Act, 1974

Provided as a service through 'SilpaSathi' the Online Single Window portal of State (WB)

5. The Applicant shall provide comprehensive facility for treatment of industrial liquid waste and domestic liquid waste (sewage, silage and liquid effluent generated from canteen), and operate and maintain the same continuously so that the quality of final effluent conforms to the Standard as given below:

Outlet no	Nature of effluent	Parameters and standard (in mg/l except pH)	Frequency of sampling
1	ABC	pH	2
2	XYZ	BOD	4
1	CVB	COD	5
1	DFG	TSS	6
1	ERT	O&G	7

6. Daily water consumption for the following purposes shall not exceed

Source of Water	Purpose of Water Use	Quantity (KL/Day)
BOREWELL	DOMESTIC USE	10

The Applicant shall obtain necessary permission from the concerned authority for abstraction of ground water.

7. The Applicant shall install suitable device for measuring the volume of water consumed for different purposes as mentioned above giving correct result to the satisfaction of the State Board.

8. All the stacks connected to various sources of emissions must be designated by numbers such as S-1, S-2, S-3 etc., and this must be painted / displayed to facilitate identification.

9. The Applicant shall install comprehensive pollution control equipment and operate and maintain the same to conform to the standard as given below:

Stack no	Stack height from ground level (m)	Stack attached to emission sources	Capacity of emission source	Fuel Details		Control System, (if any)	Concentrations of parameters not to exceed		Frequency of sampling
				Fuel used	Quantity		PM (mg/Nm ³)	**	

10. The Applicant shall provide ports in the stack(s) and other necessary permanent facilities such as ladder, platform etc. for monitoring / sampling the air emissions and the same shall be made available for inspection and use by the State Board's staff as well as State Board's authorized agencies.

11. Waste generation, treatment and disposal shall be as specified below :

Sl. No.	Description of Waste	Quantity	Treatment and Disposal
1	SOLID WASTE	5 KG/DAY	ETP

12. The Applicant shall take adequate measures for control of noise level from its own sources within the premises within the limit given below :

Time	Limit in dB (A) L _{eq}
Day time (06 a.m. to 10 p.m.)	65
Night time (10 p.m. to 06 a.m.)	65

13. The Applicant shall at all times maintain good house-keeping and control pollution (including

User Manual

Consent to Operate under the Air (Prevention and Control of Pollution) Act, 1981 & Water Act (Prevention and Control of Pollution) Act, 1974

Provided as a service through 'SilpaSathi' the Online Single Window portal of State (WB)

- fugitive emissions) from all sources to maintain clean environment in & around factory premises and in surrounding areas.
14. The Applicant shall bring about at least 33% of the available open land under the green coverage-plantation.
15. The Applicant shall provide sufficient alternate electric power source to operate all pollution control facilities. In absence of such alternate power source, the production shall be stopped / controlled to conform to the conditions of the Consent.
16. The Applicant shall install a separate energy meter showing the consumption of energy for operation of pollution control devices and shall install suitable device for measuring the volume of water consumed for different purposes as mentioned in Sl. 3.
17. The Applicant shall provide drainage system for conveying industrial and domestic effluent and a separate drainage system for storm-water.
18. The Applicant shall maintain a separate register showing consumption of chemicals used in pollution control systems.
19. The Applicant shall get the samples of hazardous wastes /leachates analyzed at least once in from the laboratory recognized of the West Bengal Pollution Control Board and ensure that they conform to the limits stipulated. Test reports shall be sent to the Board.
20. The Applicant shall submit to the State Board the Environmental Statement Report for the financial year ending 31st March of the current year in the prescribed form (Form V) as required under the provisions of Rule 14 of the Environment (Protection) [Second Amendment] Rules 1992 by 30th September of every year.
21. The Applicant shall allow the officers of the State Board to enter into the premises of the unit at any reasonable time to inspect the pollution control systems and shall provide adequate and safe facility for collection of air, wastewater and solid waste samples for monitoring by the State Board as well as by authorized agencies of the State Board.
22. The Applicant shall maintain an Inspection Book in the factory premises which shall be made available to inspecting officers of the State Board for inspection, review and to write down any direction or observation as is deemed necessary during the inspection.
23. The Applicant shall furnish to the State Board all information in respect of quality, quantity, rate of discharge, place of discharge of liquid effluent and air emission.
24. The Applicant shall maintain adequate number of qualified and trained personnel among his staff for proper maintenance and operation of the effluent treatment and/or emission control devices and for overall environment management of the industry.
25. The Applicant shall have to make registration for the use of groundwater if any, with Central Ground Water Authority.
26. The Applicant shall intimate to the State Board immediately of any occurrence or apprehension of occurrence of discharge of any poisonous, noxious or pollutants in excess of quality as well as quality as mentioned earlier to any receiving water body/receiving system or to atmosphere owing to accident or other unforeseen incident/event including natural disaster. The Applicant shall (i) take all steps adequate to prevent such accident discharge / release of poisonous, noxious or pollutants and to limit their consequences to persons and the environment, (ii) provide to the persons working on the site with the information, training and equipment including antidotes necessary to ensure their safety and mitigate the accidental release of poisonous noxious or pollutants to the environment.
27. The Applicant shall make an application to the State Board in the prescribed form for renewal of the consent at least 60 (sixty) days before the date of expiry of this Consent.
28. The Applicant shall not make any alteration / expansion / modification in the existing manufacturing process and equipment, pollution control system and shall not alter or bring in any new outlet/outfall or stack or change the place of discharge, without prior approval of the Board.
29. The Applicant shall comply with all applicable environmental acts and rules.
- Special Conditions:**
TEST CASE NO CONDITIONS
- Any violation of the aforesaid conditions shall entail cancellation of this Consent for Establishment.*

For and on behalf of West Bengal Pollution
Control Board
ROHIT RAJ

5. Third Party verification details

Third party verification is a process by which any independent user / third party verifies an individual's license and registration details online check authenticity of the Certificate without logging into the portal.

Third party verification process

The applicant or any user has to log in to <https://silpasathi.wb.gov.in/>

A user (any third party) needs to click on '**Third party Verification**' section in the homepage and enter registration number / license number and then click on 'Search' link, for Verification of Certificate.

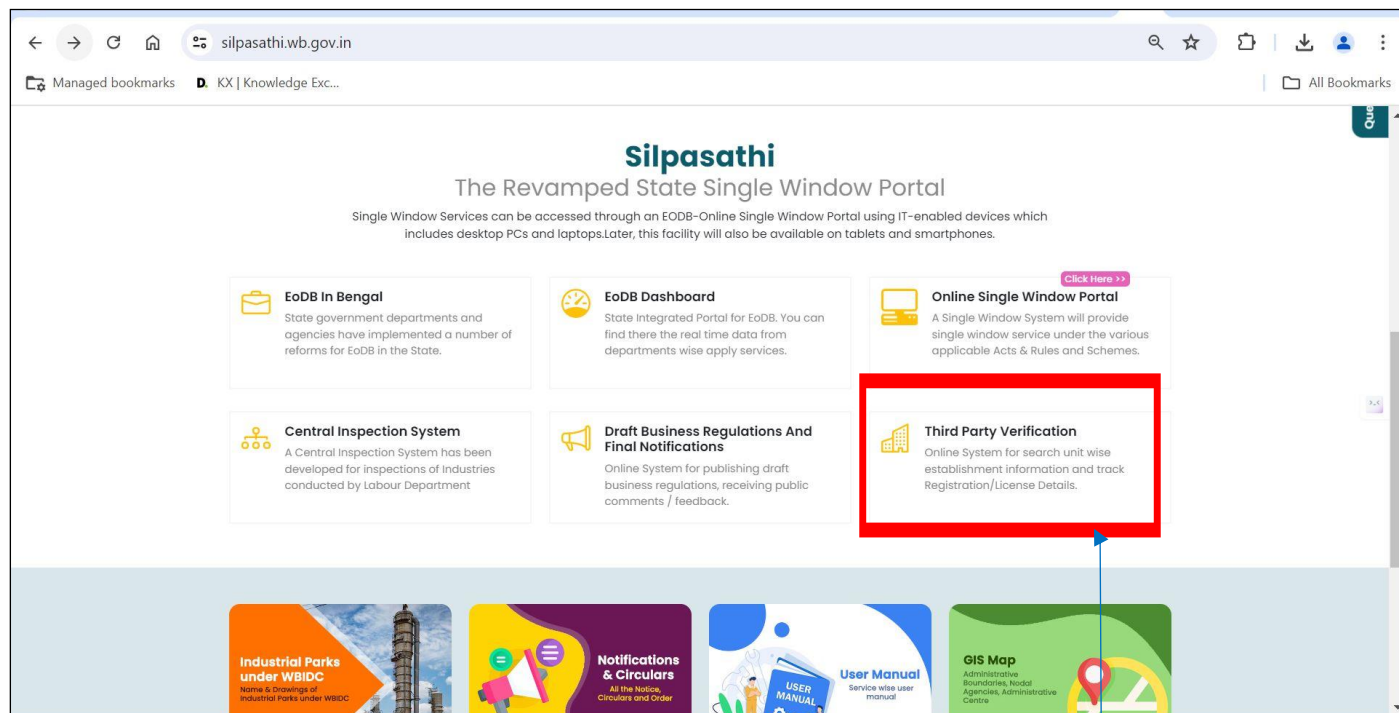

(Screenshots below):

User Manual

Consent to Operate under the Air (Prevention and Control of Pollution) Act, 1981) & Water Act (Prevention and Control of Pollution) Act, 1974

Provided as a service through 'SilpaSathi' the Online Single Window portal of State (WB)

SilpaSathi Homepage



User Manual

Consent to Operate under the Air (Prevention and Control of Pollution) Act, 1981) & Water Act (Prevention and Control of Pollution) Act, 1974

Provided as a service through 'SilpaSathi' the Online Single Window portal of State (WB)

Applicant selects the service and then enter the Certificate/ Approval number or CAF number in the text box beside it and clicks on 'Search' to view details of certificate.

Third Party Verification

Track Registration/License details through **Silpasathi Portal**

Select Service : *
Allotment of land in Industrial Area (WBIDC) - v

Search Using *
☒ Silpasathi Common Application Form (CAF) Number (CAFXXXXXXXXXX)
☐ Approval Certificate Number

Enter CAF No. *
Enter CAF No.

Sl No.	Service Name	Department Name	Action
1	Authorization under Bio-Medical Waste Management Rules, 2016	WBPCB	Click Here >>
2	Authorization under The E-waste Management Rules, 2016	WBPCB	Click Here >>

Enter CAF number / License number to view details.

The third party can view the details as illustrated below:

Third Party Verification

Track Registration/License details through **Silpasathi Portal**

Select Service : *
Consent to Operate under the Air (Prevention and Control of Pollution) Act, 1981) & Water Act (Prevention and Control of Pollution) Act, 1974

Search Using *
☒ Silpasathi Common Application Form (CAF) Number (CAFXXXXXXXXXX)
☐ Approval Certificate Number

Enter Approved Certificate No. *
CAF2022000676

Parameter	Output
Approval Certificate number	CO137071
Application number	CAF2022000676
Legacy Portal Reference number	2855409
Service Name	Consent to Operate under the Air (Prevention and Control of Pollution) Act, 1981) & Water Act (Prevention and Control of Pollution) Act, 1974
Name of Enterprise to whom issued	Neelkanth Nirman Pvt Ltd
Address of enterprise to whom issued	J.L. No. - 36, Mouza - Patharghata, J.L. No. - 33, Mouza - Chakpachuria, P.S - New town, Dist. - North 24 Paraganas, West Bengal
Status	- APPROVED -
Date of Approval	16-01-2025
Valid till (date)	31-10-2027