

## Apply For Green Fire Cracker Selling License

To obtain the License for Commencement of Operation (Post Construction), please follow the following steps:

1. If you are an existing Silpasathi User, please click on apply online button. If you are a new User, yet to register for Silpasathi, kindly click on the "Create new" link from the Silpasathi Login Page
2. After completion of registration in Silpasathi (if applicable), kindly login with the user credentials from the Silpasathi Login Page
3. After logging on to Silpasathi, please click on "Sector Specific Module" tab in the Dashboard as shown in the image below:

The screenshot shows the Silpasathi dashboard interface. At the top, there is a navigation bar with the text "Silpasathi | State Single Window Services for Business" and a user profile section for "Welcome Onboard - ATISH MUKHERJEE". Below the navigation bar, there are several menu items: "DASHBOARD", "ALL ESTABLISHMENTS", "ALL SERVICES", "MY APPLICATION", "PROCEDURE COMPREHENSIVE LIST", and "QUERY / GRIEVANCE". A green button labeled "SHILPER SAMADHANE" is visible. A yellow banner provides contact information for the Quick Response Team. The main dashboard area features six service tiles: "Add Establishment", "System Guided Assistance Through Wizard", "Self Assisted Service", "Sector Specific Approval" (highlighted with a black box), "Query / Grievance Submission / Tracking", and "Your Profile". Below the tiles, there is a section for "Your Selected Service(s)" with a note about application removal. A table below shows a business reference ID "CAF2023484536" and a table with columns "SL NO.", "SERVICE", and "ACTION". The table contains one entry for "Change in Land use(Land Conversion)" with a progress bar and a "Apply Online" button.

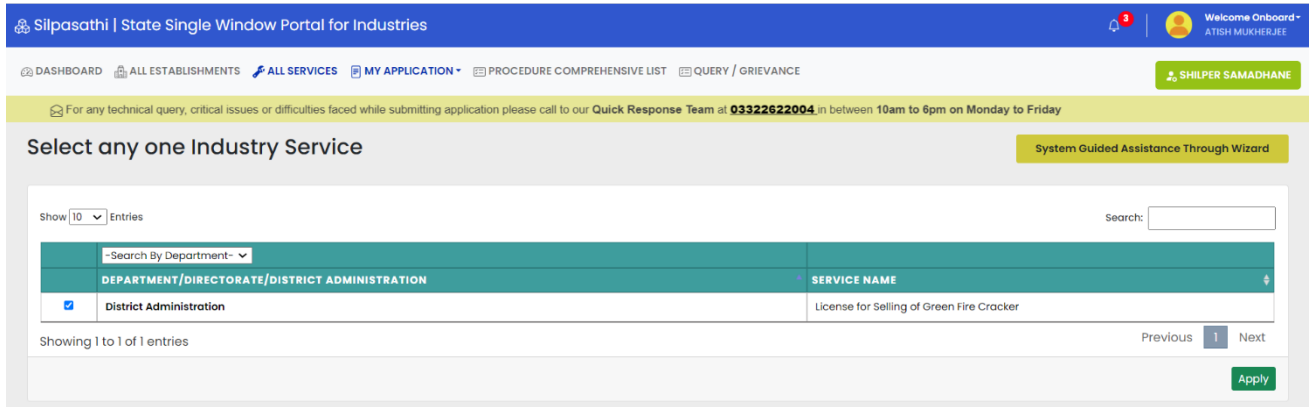
4. Next, please click on Green Fire Crackers Manufacturing and Selling tab as shown in the image below:

The screenshot shows the Silpasathi dashboard interface. The navigation bar and menu items are the same as in the previous screenshot. The main dashboard area features two service tiles: "Licenses For Hotel Industry" and "Green Fire Crackers Manufacturing & Selling" (highlighted with a black box).

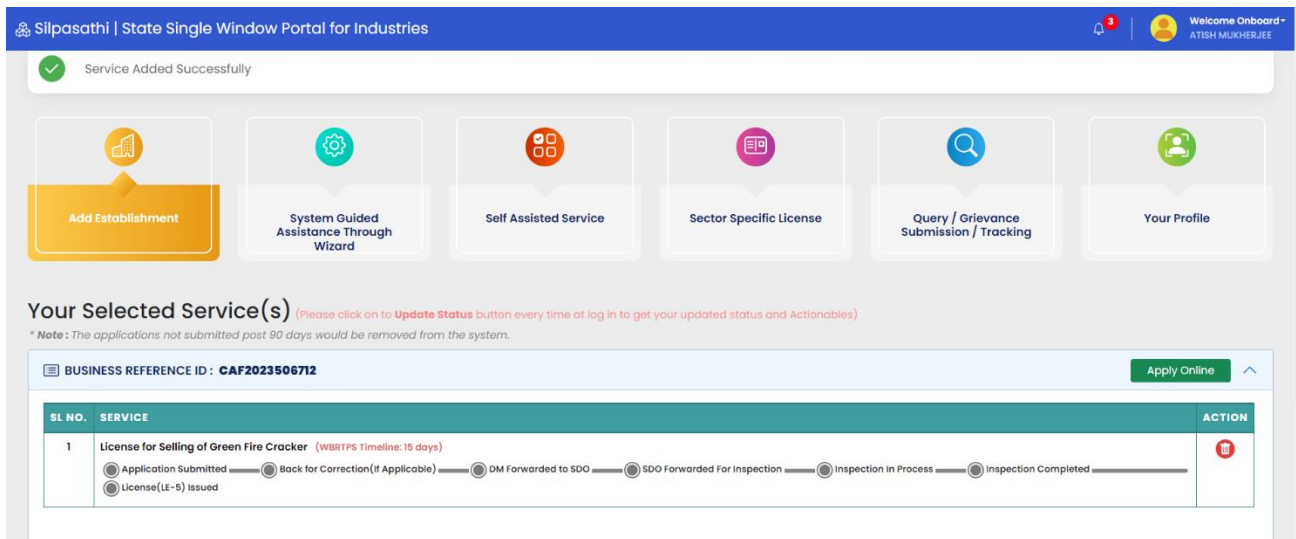
5. Next, please click on Selling tab as shown in the image below:

The screenshot shows the Silpasathi dashboard interface. The navigation bar and menu items are the same as in the previous screenshots. The main dashboard area features two service tiles: "Manufacturing" and "Selling" (highlighted with a black box).

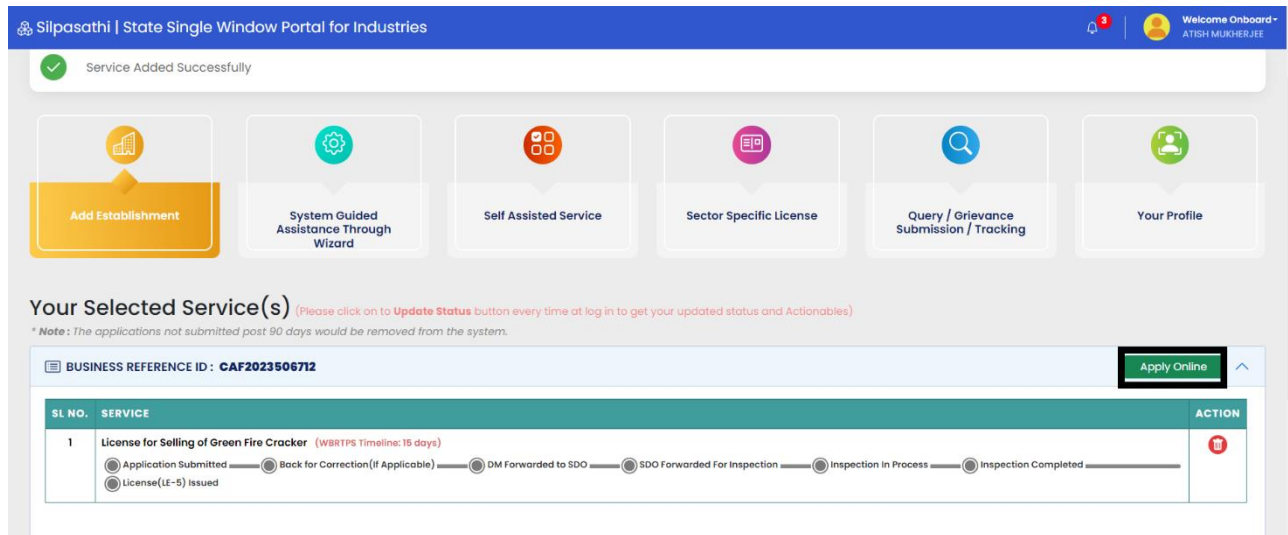
6. Next, please click on License for Selling of Green Fire-crackers as shown in the image below and click on apply:



7. After that, the selected service would be added to your dashboard and a CAF (Common Application Form) ID would be generated as shown in the image below:



8. Next, please click on apply online as shown in the image below:



9. In the next step, please fill in application form and submit for approval.

10. Please proceed with the application process subsequently as indicated through different steps.